



STUDENT SATISFACTION SURVEY REPORT, 2021-2022

ABOUT THE SURVEY:

Students of an institution are the core stakeholders and every activity undertaken by the institute is focused on creating a barrier free and favorable environment for excelling in their academics. This survey includes majorly the questionnaire recommended by NAAC. The questionnaire can ask for feedback on a range of topics, including the classroom experience, the performance of administrative functions, and the quality of extracurricular the institution offers. An online student satisfaction survey can be delivered in a variety of ways, but email is often the most effective method.

GUIDELINES FOR STUDENTS:

- *A student will have to respond to all the questions compulsorily with sincere effort and thought.*
- *Student identity will not be revealed.*
- *This survey is being conducted by A.G & S.G Siddhartha Degree College of Arts & Science, Vuyyuru with the aim to upgrade the quality in higher education.*
- *Each question has five options and the students are required to choose the most appropriate one.*
- *Students are required to give answers for the following questions:*

1. Please confirm this is the first and only time you answer this survey.

a) Yes b) No

2. Age:

3. Branch/Department:

4. Gender:

a) Female b) Male c) Transgender

5. What degree program are you pursuing now?

a) Bachelor's b) Master's c) Doctorate d) Other

SURVEY PROCESS:

- The survey is conducted and reported by Internal Quality Assessment Cell (IQAC) with support of Heads and Coordinators of all the Departments. The Questioners were prepared in the form of Google Form and circulated to all the Departments and then to Students through Coordinators.
- The feedback was taken on different attributes like; *Basic Facilities, Basic Services, Co-curricular and Extracurricular Activities*. The responses obtained on these dimensions are compiled into a Spread Sheet, analyzed and Logical Conclusions are drawn there from.
- The Questionnaire consisting of 21 questions and shared to the students and the response are noted and analyzed graphically in terms of percentage. After analysis, results are analyzed by IQAC Team.
- The results of the survey will help the institution to understand both short term and long term needs of the students and initiate remedial action to improve the facilities wherever it is required. The outcome of this survey will provide a base for planning for the future.
- The IQAC sincerely thank all the members of the Management, Principal, and Heads of the Departments & Staff, Coordinators of the Departments for permissions and implementation of the survey. IQAC conveys thanks to the students who have expressed their opinion sand/or views sincerely.

QUESTIONS ASKED IN QUESTIONNAIRE:

1. How much of the syllabus was covered in the class?
2. How well did the teachers prepare for the classes?
3. How well were the teachers able to communicate?
4. Does the institute take active interest in promoting internship, student exchange, field visit opportunities for students?
5. Doestheteachingandmentoringprocessinyourinstitutionfacilitateyouincognitive, social and emotional growth?
6. Is the institution is providing multiple opportunities to learn and grow?
7. Are the teachers identifying your strengths and encouraging you by providing right level of challenges?
8. Do the teachers able to identify your weaknesses and help you to overcome them?
9. Does the institution makes effort to engage students in the monitoring, review and continuous quality improvement of the teaching learning process?
10. What percentage of teachers uses ICT Tools such as LCD Projector, Multimedia, etc. while teaching?
11. The Teacher's approach to teaching can best be described as
12. Fairness of the internal evaluation process by the teachers

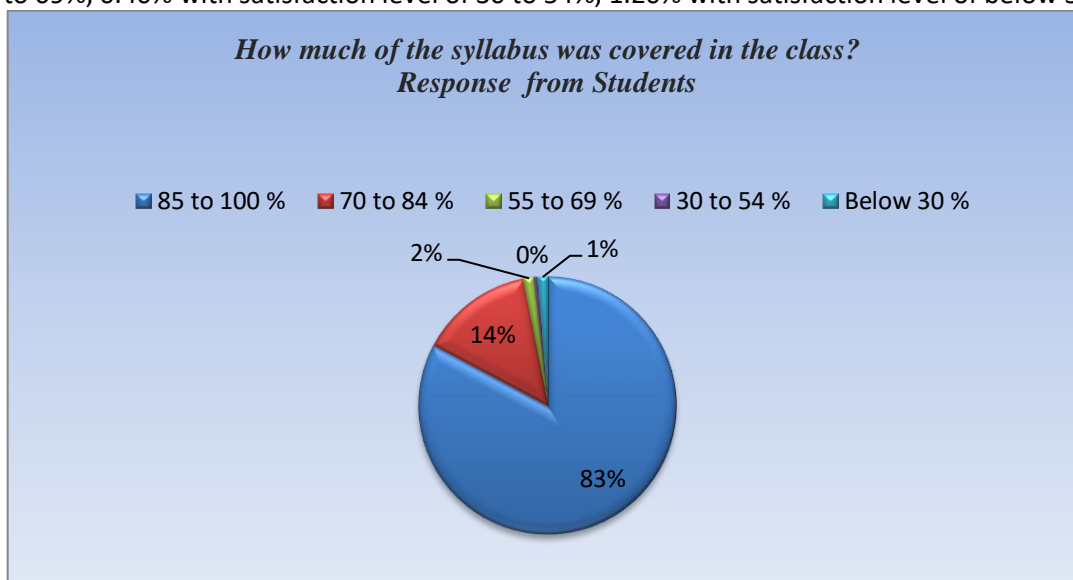
13. Was your performance in assignments discussed with you?
14. Do teachers inform you about your expected competencies, course outcomes and programme outcomes?
15. Your mentor does a necessary follow-up with an assigned task to you.
16. Do the teachers illustrate the concepts through examples and applications?
17. Does the institute/ teachers use student centric methods, such as experiential learning, participative learning and problem solving methodologies for enhancing learning experiences?
18. Do teachers encourage you to participate in extracurricular activities?
19. Does the efforts are made by the institute / teachers to inculcate soft skills, life skills and employ ability skills to make you ready for the world of work?
20. Is overall quality of teaching-learning process in your institute is very good?

ANALYSIS OF QUESTIONNAIRE:

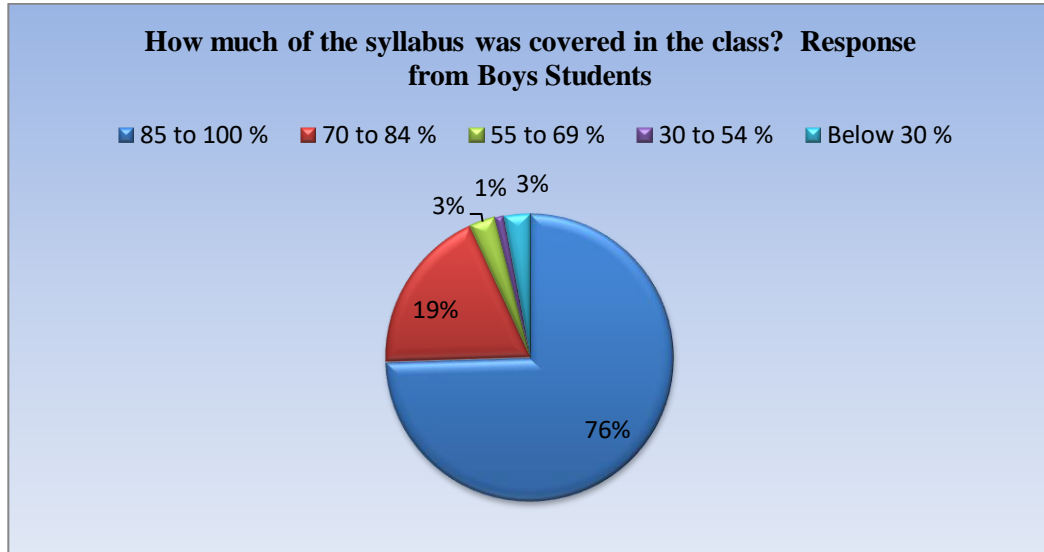
1. How much of the syllabus was covered in the class?

Opinions	Boy	%	Girl	%	Total	%
85 to 100 %	139	76	274	87	413	83
70 to 84 %	34	19	37	12	71	15
55 to 69 %	4	3	3	1	7	2
30 to 54 %	1	1	1	1	2	1
Below 30 %	5	3	1	1	6	2
Total	183	100	316	100	499	100

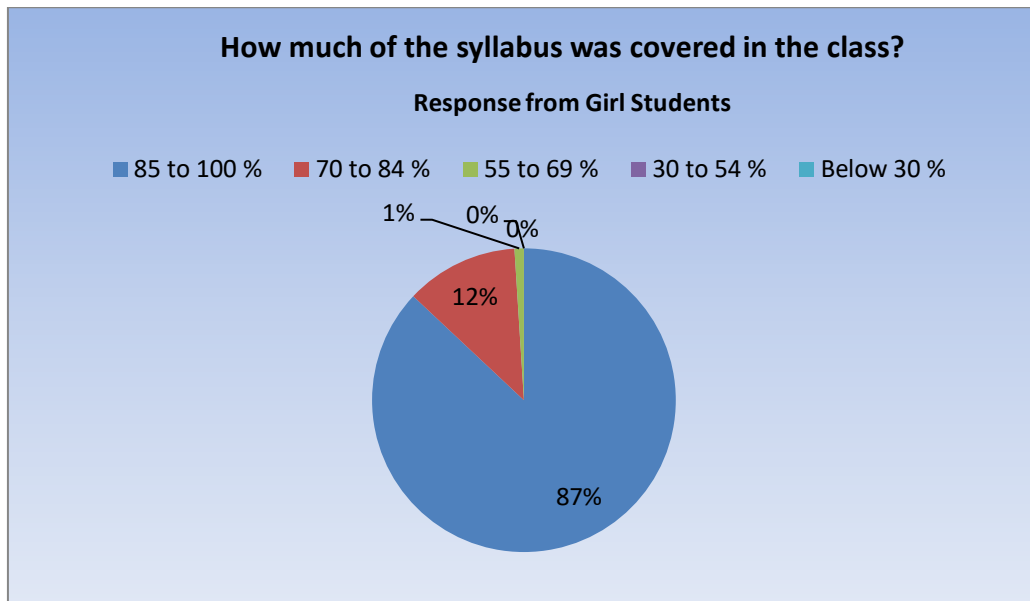
- (a) The satisfaction of students in the campus with respect to the question ***“How much of the syllabus was covered in the class?”*** is analyzed. The analysis of the survey shows that 82.80% with satisfaction level 85% to 100%, 14.20 % with satisfaction level of 70 to 84%, 1.40% with satisfaction level of 55 to 69%, 0.40% with satisfaction level of 30 to 54%, 1.20% with satisfaction level of below 30%.



- (b) The satisfaction of boy students in the campus with respect to the question ***“How much of the syllabus was covered in the class?”*** is analyzed. The analysis of the survey shows that 22.36% with satisfaction level 85% to 100%, 39.47% with satisfaction level of 70 to 84%, 21.05% with satisfaction level of 55 to 69%, 13.15% with satisfaction level of 30 to 54%, 4.00% with satisfaction level 30%.



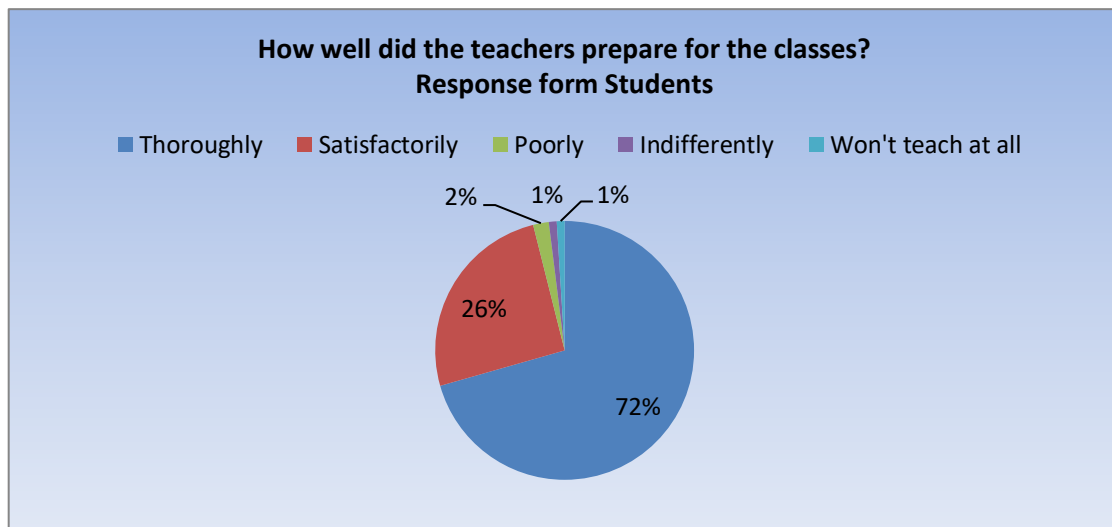
- (c) The satisfaction of girl students in the campus with respect to the question ***“How much of the syllabus was covered in the class?”*** is analyzed. The analysis of the survey shows that 26.41% with satisfaction level 85% to 100%, 41.00% with satisfaction level of 70 to 84%, 20.12% with satisfaction level of 55 to 69%, 8.8% with satisfaction level of 30 to 54%, 3.77% with satisfaction level 30%.



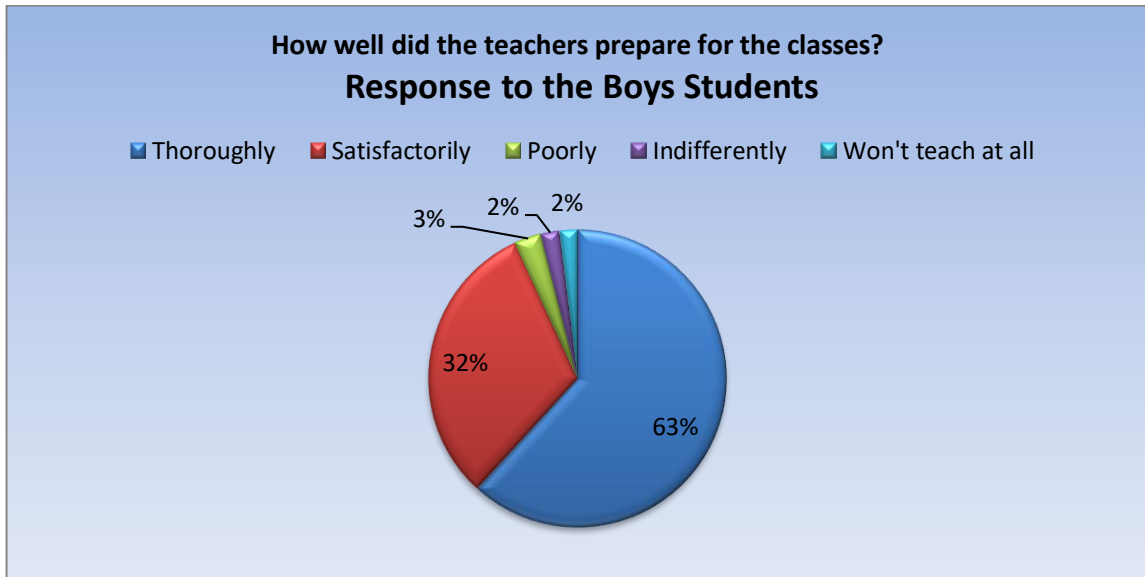
2. *How well did the teachers prepare for the classes?*

Opinions	Boy	%	Girl	%	Total	%
<i>Thoroughly</i>	115	63	244	78	359	72
<i>Satisfactorily</i>	58	32	67	22	125	26
<i>Poorly</i>	5	3	3	1	8	2
<i>Indifferently</i>	3	2	1	1	4	1
<i>Won't teach at all</i>	2	2	1	1	3	1
Total	183	100	316	100	499	100

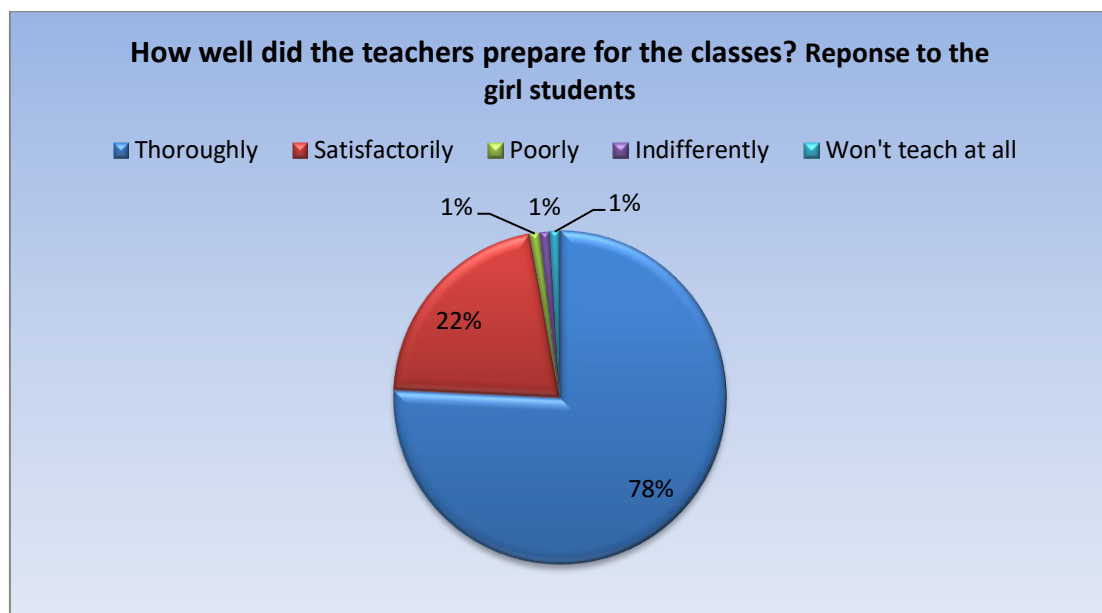
- (a) The opinion of students in the campus for the question *“How well did the teachers prepare for the classes?”* is analyzed. The analysis of survey illustrates that 72% are conveyed that the teachers are preparing thoroughly, 26% of students conveyed that the teachers are preparing satisfactorily, 2% of students conveyed that the teachers are preparing poorly, 1% of students are conveyed that the teachers are preparing indifferently, 1% of teachers are conveying that teachers won't teach at all.



- (b) The opinion of boy students in the campus for the question *“How well did the teachers prepare for the classes?”* is analyzed. The analysis of survey illustrate that 63% are conveyed that the teachers are preparing thoroughly, 32% of students conveyed that the teachers are preparing satisfactorily, 3% of students conveyed that the teachers are preparing poorly, 2% of students are conveyed that the teachers are preparing indifferently, 2% of teachers are conveying that teachers won't teach at all.



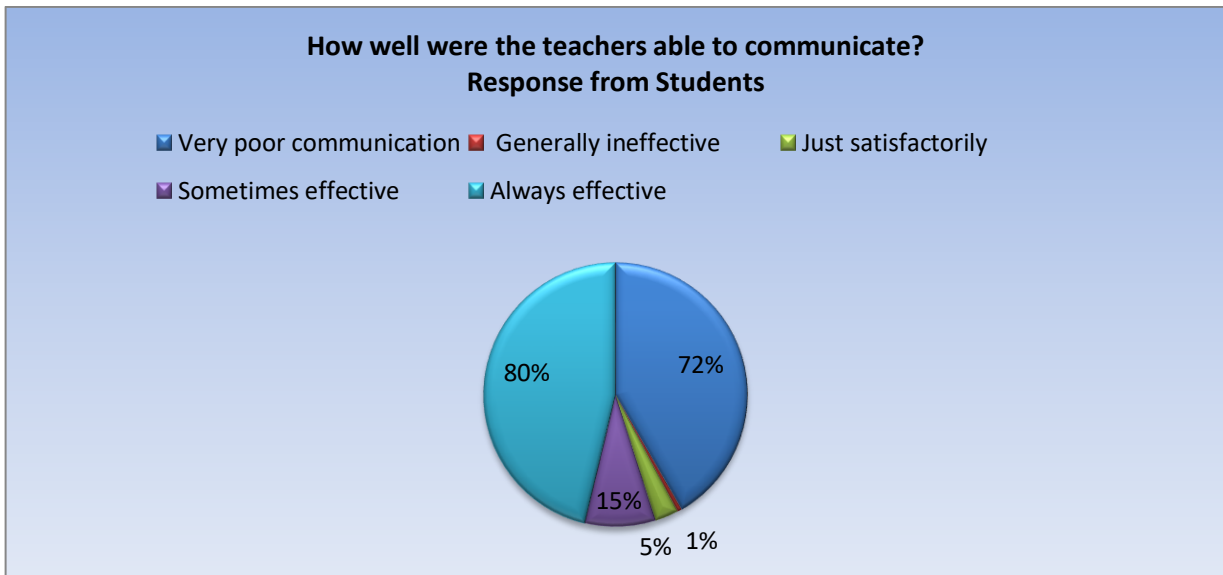
- (c) The opinion of Girl students in the campus for the question *“How well did the teachers prepare for the classes?”* is analyzed. The analysis of survey illustrate that 78% are conveyed that the teachers are preparing thoroughly, 22% of students conveyed that the teachers are preparing satisfactorily, 1% of students conveyed that the teachers are preparing poorly, 1% of students are conveyed that the teachers are preparing differently, 1% of teachers are conveying that teachers won’t teach at all.



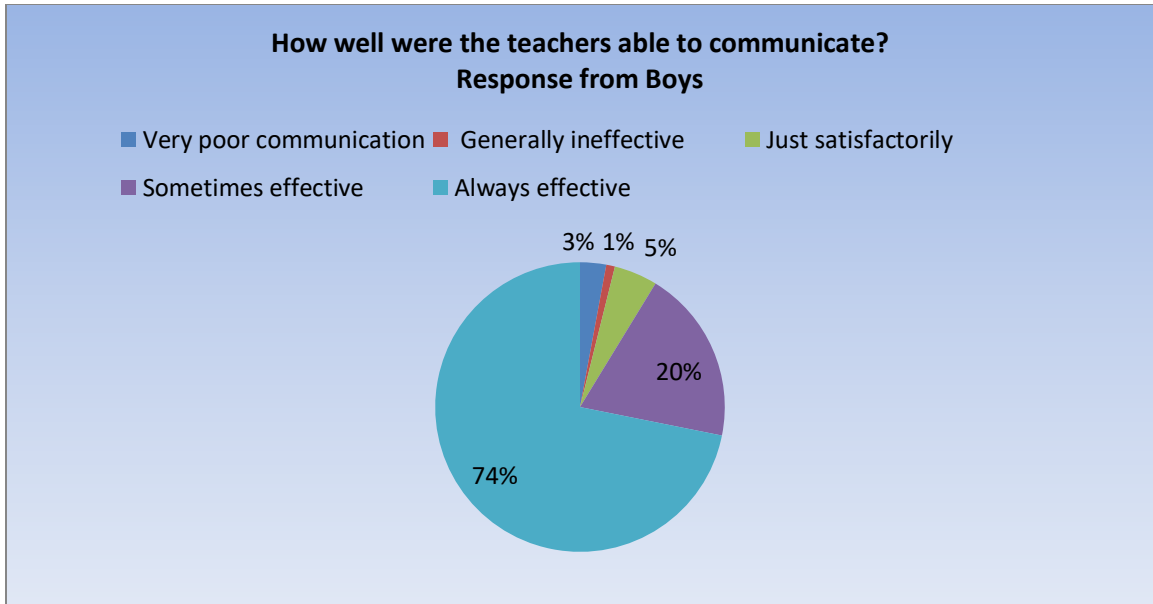
3. *How well were the teachers able to communicate?*

Opinions	Boy	%	Girl	%	Total	%
<i>Very poor communication</i>	4	3	1	1	359	72
Generally ineffective	1	1	2	1	3	1
Just satisfactorily	9	5	13	5	22	5
Sometimes effective	35	20	37	12	72	15
Always effective	134	74	263	84	397	80
Total	183	100	316	100	499	100

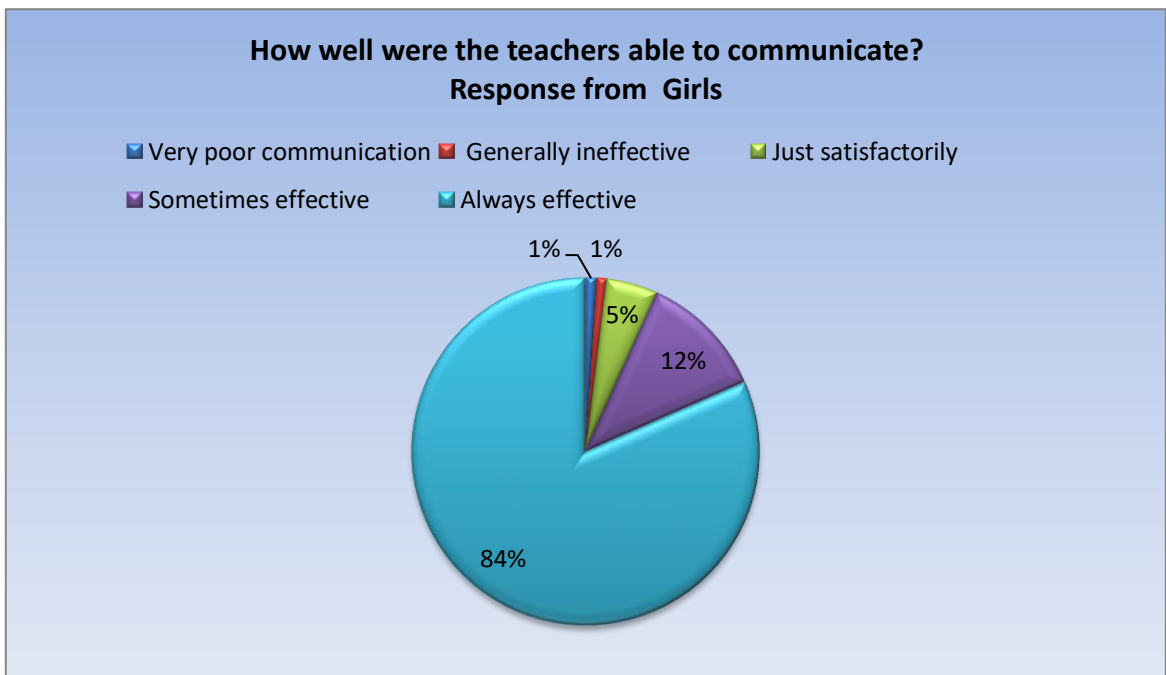
(a) The opinion of students in the campus for the question *“How well were the teachers able to communicate?”* is analyzed. The analysis of survey shows that 80% of students conveyed that the teachers are able to communication effectively with students, 15% of students conveyed that the teachers are sometimes effective while communicating with students, 5% of students conveyed that the communication of teachers with the students are just satisfactorily, 1% of students conveyed that the teachers are ineffective while communicating with the students. 72% students conveyed that the communication of teaches with students are very poor.



(b) The opinion of boy students in the campus for the question *“How well were the teachers able to communicate?”* is analyzed. The analysis of survey shows that 74% of students conveyed that the teachers are able to communication always effectively with students, 20% of students conveyed that the teachers are sometimes effective while communicating with students, 5% of students conveyed that the communication of teachers with the students are just satisfactorily, 1% of students conveyed that the teachers are ineffective while communicating with the students. 3% students conveyed that the communication of teaches with students are very poor.



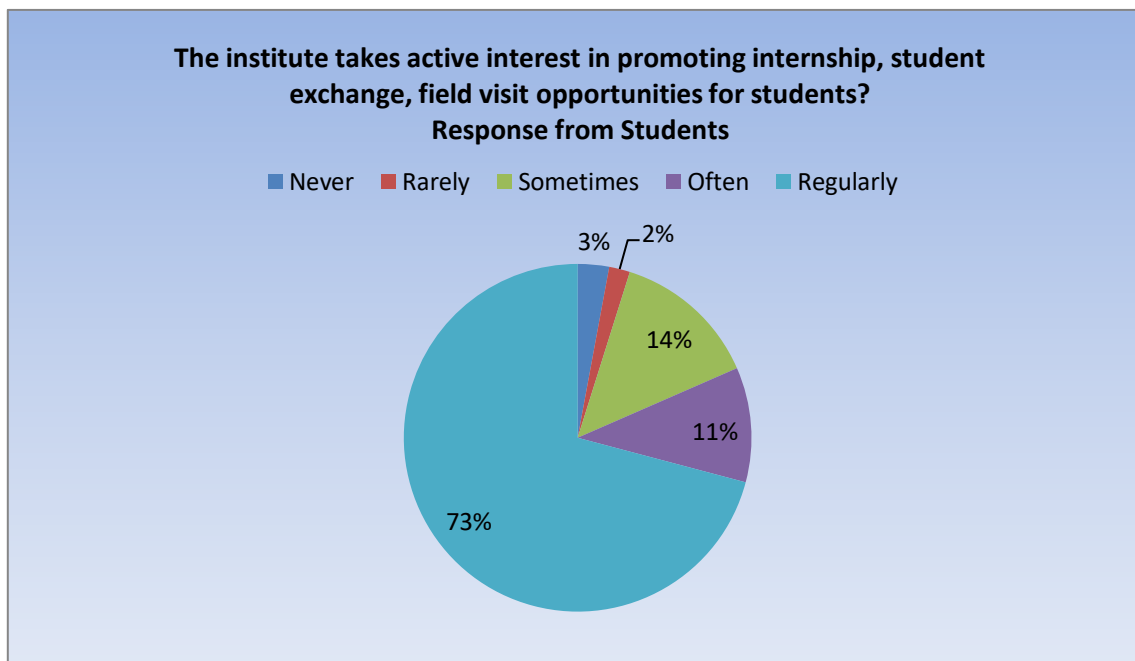
(c) The opinion of girl students in the campus for the question “*How well were the teachers able to communicate?*” is analyzed. The analysis of survey shows that 84% of students conveyed that the teachers are able to communication effectively with students, 12 of students conveyed that the teachers are sometimes effective while communicating with students, 5% of students conveyed that the communication of teachers with the students are just satisfactorily, 1% of students conveyed that the teachers are ineffective while communicating with the students. 1% students conveyed that the communication of teaches with students are very poor.



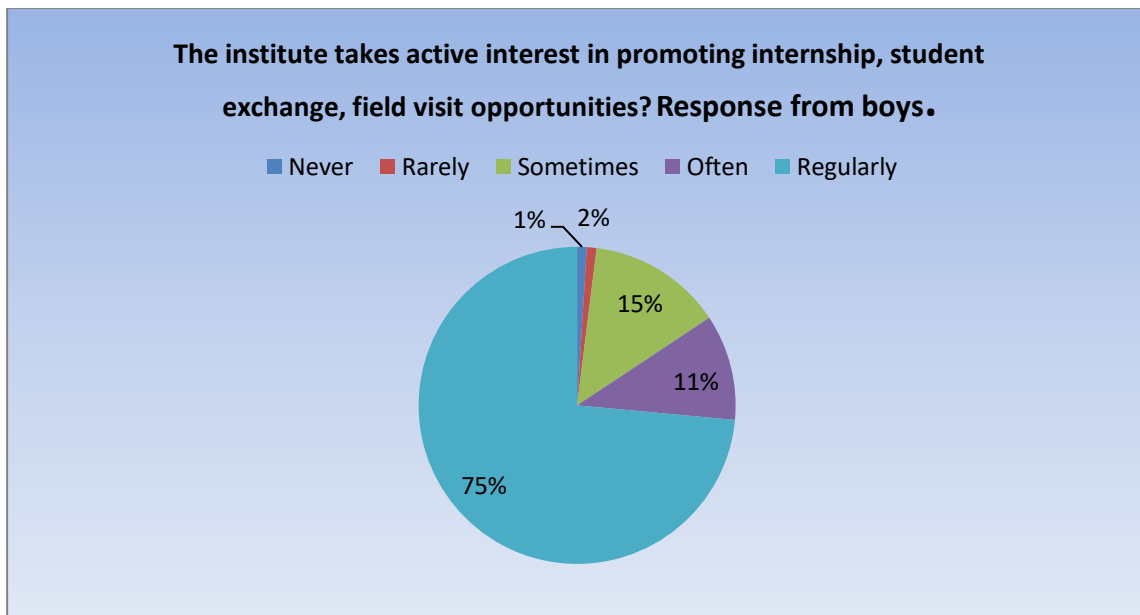
4. *Does the institute take active interest in promoting internship, student exchange, field visit opportunities for students?*

Opinions	Boy	%	Girl	%	Total	%
<i>Never</i>	7	4	3	1	10	3
<i>Rarely</i>	3	2	3	1	6	2
<i>Sometimes</i>	26	15	42	14	68	14
<i>Often</i>	19	11	32	11	51	11
<i>Regularly</i>	128	70	236	75	364	73
Total	183	100	316	100	499	100

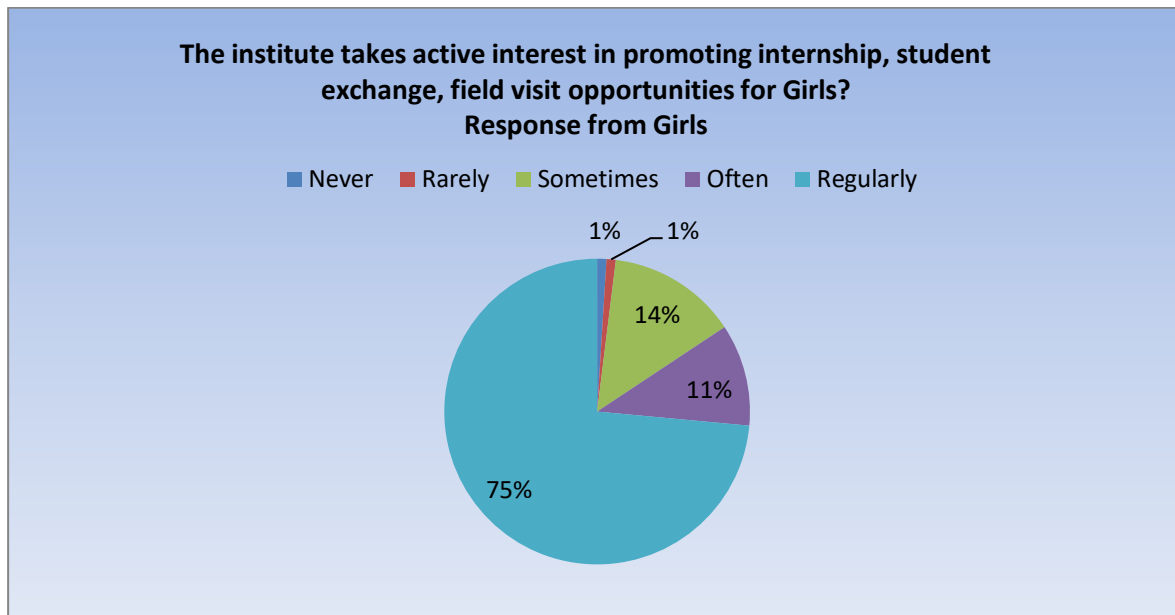
- (a) The view of students in the institution for the question *“Does the institute take active interest in promoting internship, student exchange, field visit opportunities for students?”* is analyzed. The analysis of survey shows that 73% of students express that the institute takes active interest in promoting internship, student exchange, field visit opportunities for students regularly , 11% of students express that the institute takes active interest in promoting internship, student exchange, field visit opportunities for students often, 14% of students express that the institute takes active interest in promoting internship, student exchange, field visit opportunities for students sometimes,2% of students express that the institute takes active interest in promoting internship, student exchange, field visit opportunities for students rarely, 3% of students express that the institute takes active interest in promoting internship, student exchange, field visit opportunities for students never.



(b) The view of boy students in the institution for the question ***“Does the institute take active Interest in promoting internship, student exchange, field visit opportunities for students?”*** is analyzed. The analysis of survey shows that 70% of students express that the institute takes active interest in promoting internship, student exchange, field visit opportunities for students regularly , 11% of students express that the institute takes active interest in promoting internship, student exchange, field visit opportunities for students often, 15% of students express that the institute takes active interest in promoting internship, student exchange, field visit opportunities for students sometimes, 2% of students express that the institute takes active interest in promoting internship, student exchange, field visit opportunities for students rarely, 4% of students express that the institute takes active interest in promoting internship, student exchange, field visit opportunities for students never.



(c) The view of girl students in the institution for the question ***“Does the institute take active interest in promoting internship, student exchange, field visit opportunities for students?”*** is analyzed. The analysis of survey shows that 75% of students express that the institute takes active interest in promoting internship, student exchange, field visit opportunities for students regularly , 11% of students express that the institute takes active interest in promoting internship, student exchange, field visit opportunities for students often, 14% of students express that the institute takes active interest in promoting internship, student exchange, field visit opportunities for students sometimes, 1% of students express that the institute takes active interest in promoting internship, student exchange, field visit opportunities for students rarely, 1% of students express that the institute takes active interest in promoting internship, student exchange, field visit opportunities for students never.



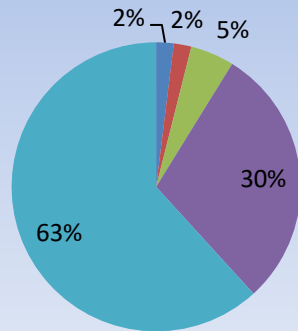
5. *Does the teaching and mentoring process in your institution facilitate you in cognitive, social and emotional growth?*

Opinions	Boy	%	Girl	%	Total	%
<i>Not at all</i>	8	5	1	1	9	2
Marginally	2	2	6	2	8	2
Moderately	13	8	11	4	24	5
Very well	64	35	84	27	148	30
Significantly	96	53	214	68	310	63
Total	183	100	316	100	499	100

(a) The opinion of students in the institution for the question *“Does the teaching and mentoring process in your institution facilitate you in cognitive, social and emotional growth?”* is analyzed. The analysis of survey shows that 63% of students express that the teaching and mentoring process in your institution facilitate you in cognitive, social and emotional growth is Significantly, 30% of students express that the teaching and mentoring processing your institution facilitate you in cognitive, social and emotional growth is Very well, 5% of students express that the teaching and mentoring process in your institution facilitate you in cognitive, social and emotional growth is Moderately, 2% of students express that the teaching and mentoring process in your institution facilitate you in cognitive, social and emotional growth is Marginally, 2% of students express that the teaching and mentoring process in your institution facilitate you in cognitive, social and emotional growth is Not at all.

**The teaching and mentoring process in your institution facilitates you in cognitive, social and emotional growth?
Response from Students**

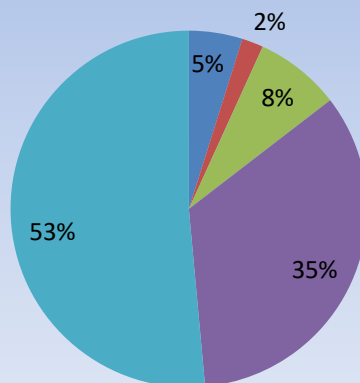
■ Not at all ■ Marginally ■ Moderately ■ Very well ■ Significantly



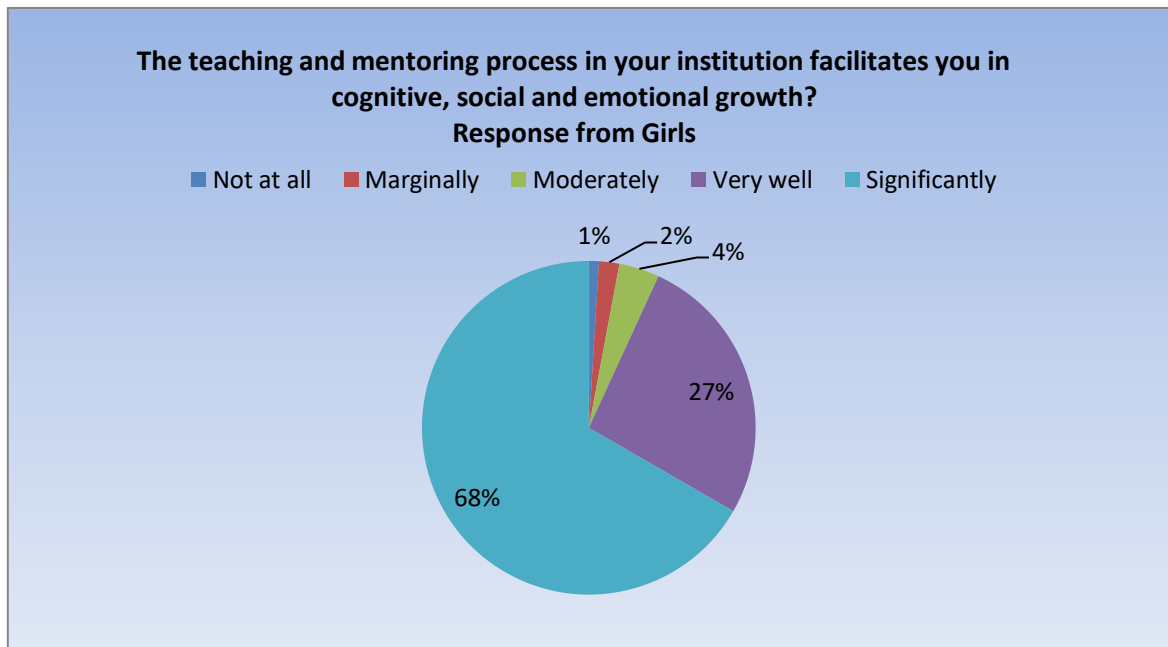
(b) The opinion of boy students in the institution for the question *“Does the teaching and mentoring process in your institution facilitate you in cognitive, social and emotional growth?”* is analyzed. The analysis of survey shows that 53% of students express that the teaching and mentoring process in your institution facilitate you in cognitive, social and emotional growth is Significantly, 35% of students express that the teaching and mentoring process in your institution facilitate you in cognitive, social and emotional growth is Very well, 8% of students express that the teaching and mentoring process in your institution facilitate you in cognitive, social and emotional growth is Moderately, 2% of students express that the teaching and mentoring process in your institution facilitate you in cognitive, social and emotional growth is Marginally, 5% of students express that the teaching and mentoring process in your institution facilitate you in cognitive, social and emotional growth is Not at all.

**The teaching and mentoring process in your institution facilitates you in cognitive, social and emotional growth?
Response from Boys**

■ Not at all ■ Marginally ■ Moderately ■ Very well ■ Significantly



(c) The opinion of girl students in the institution for the question **“Does the teaching and mentoring process in your institution facilitate you in cognitive, social and emotional growth?”** is analyzed. The analysis of survey shows that 68% of students express that the teaching and mentoring process in your institution facilitate you in cognitive, social and emotional growth is Significantly, 27% of students express that the teaching and mentoring process in your institution facilitate you in cognitive, social and emotional growth is Very well, 4% of students express that the teaching and mentoring process in your institution facilitate you in cognitive, social and emotional growth is Moderately, 2% of students express that the teaching and mentoring process in your institution facilitate you in cognitive, social and emotional growth is Marginally, 1% of students express that the teaching and mentoring process in your institution facilitate you in cognitive, social and emotional growth is Not at all.



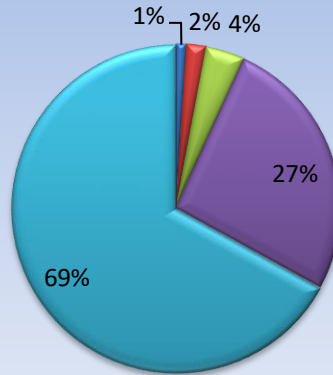
6. **Is the institution is providing multiple opportunities to learn and grow?**

Opinions	Boy	%	Girl	%	Total	%
<i>Strongly disagree</i>	4	3	0	0	4	1
Disagree	3	2	2	1	5	2
Neutral	13	8	4	2	17	4
Agree	53	29	79	25	132	27
Strongly agree	110	61	231	74	341	69
Total	183	100	316	100	499	100

(a) The opinion of students in the institution for the question **“Is the institution is providing multiple opportunities to learn and grow?”** analyzed. The analysis of survey shows that 69% of students strongly agree that the institution provide multiple opportunities to learn and grow, 27% of students agree that the institution provide multiple opportunities to learn and grow, 4% of students neutral that the institution provide multiple opportunities to learn and grow, 2% of student disagree that the institution provide multiple opportunities to learn and grow, 1% of students strongly disagree that the institution provide multiple opportunities to learn and grow.

**The institution provides multiple opportunities to learn and grow?
Response from Students**

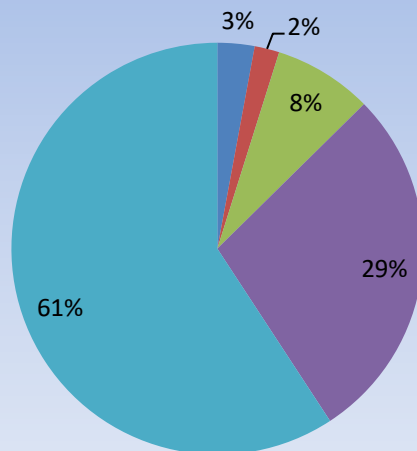
Strongly disagree Disagree Neutral Agree Strongly agree



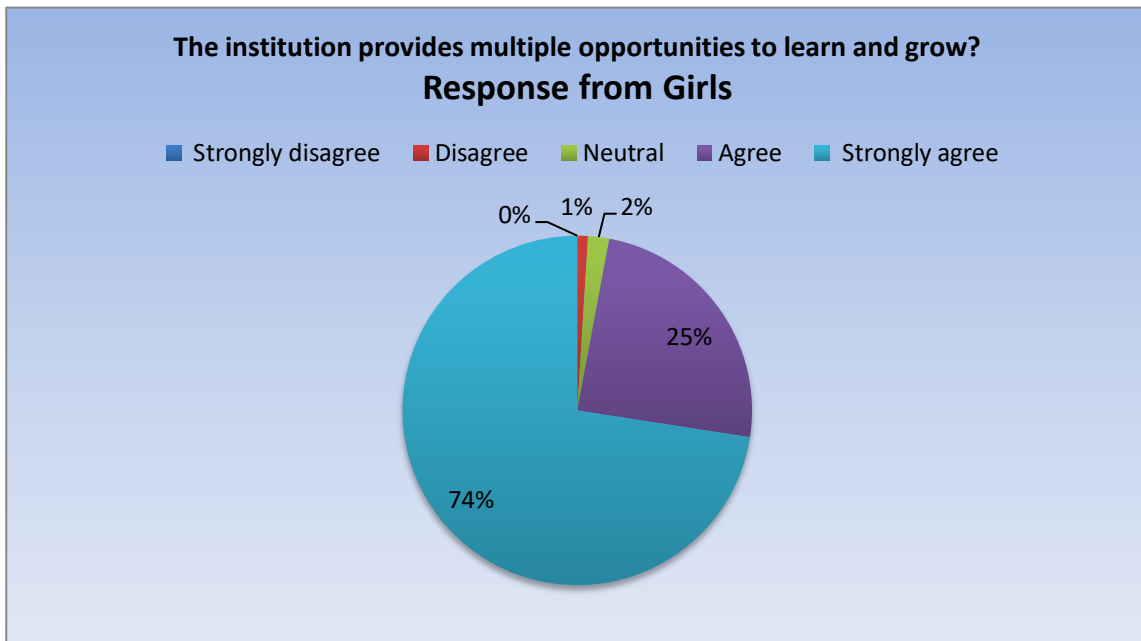
- (b) The opinion of boy students in the institution for the question *“Is the institution is providing multiple opportunities to learn and grow?”* is analyzed. The analysis of survey shows that 61% of students strongly agree that the institution provide multiple opportunities to learn and grow, 29% of students agree that the institution provide multiple opportunities to learn and grow, 8% of students neutral that the institution provide multiple opportunities to learn and grow, 2% of students disagree that the institution provide multiple opportunities to learn and grow, 3% of students strongly disagree that the institution provide multiple opportunities to learn and grow.

**The institution provides multiple opportunities to learn and grow
Response from Boys**

Strongly disagree Disagree Neutral Agree Strongly agree



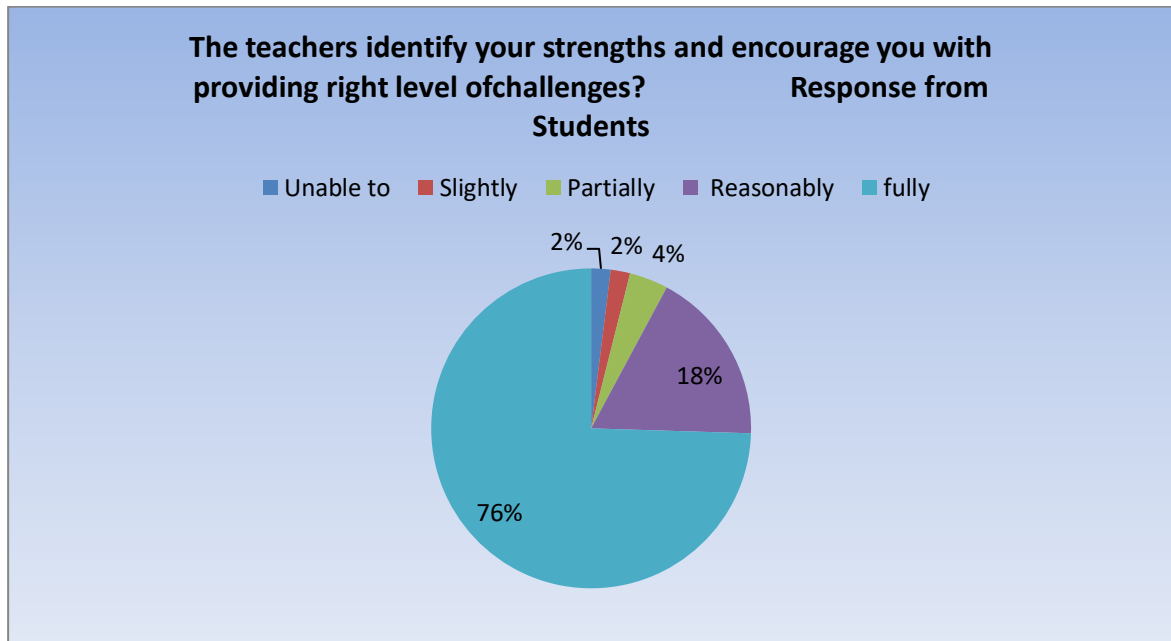
- (c) The opinion of girl students in the institution for the question ***“Is the institution is providing multiple opportunities to learn and grow?”*** is analyzed. The analysis of survey shows that 74% of students strongly agree that the institution provide multiple opportunities to learn and grow, 25% of students agree that the institution provide multiple opportunities to learn and grow, 2% of students neutral that the institution provide multiple opportunities to learn and grow, 1% of students disagree that the institution provide multiple opportunities to learn and grow, 0% of students strongly disagree that the institution provide multiple opportunities to learn and grow.



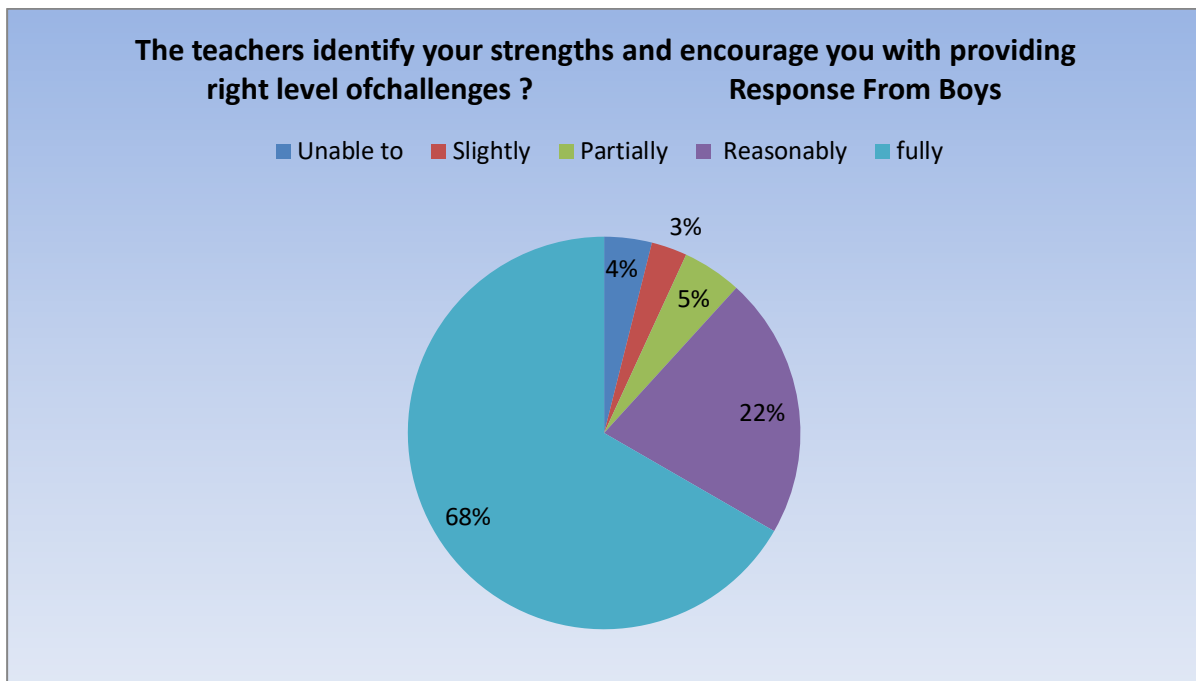
7. ***Are the teachers identifying your strengths and encouraging you by providing right level of challenges?***

Opinions	Boy	%	Girl	%	Total	%
Unable to	7	4	1	1	8	2
Slightly	5	3	2	1	7	2
Partially	9	5	10	4	19	4
Reasonably	39	22	47	15	86	18
fully	123	68	256	82	379	76
total	183	100	316	100	499	100

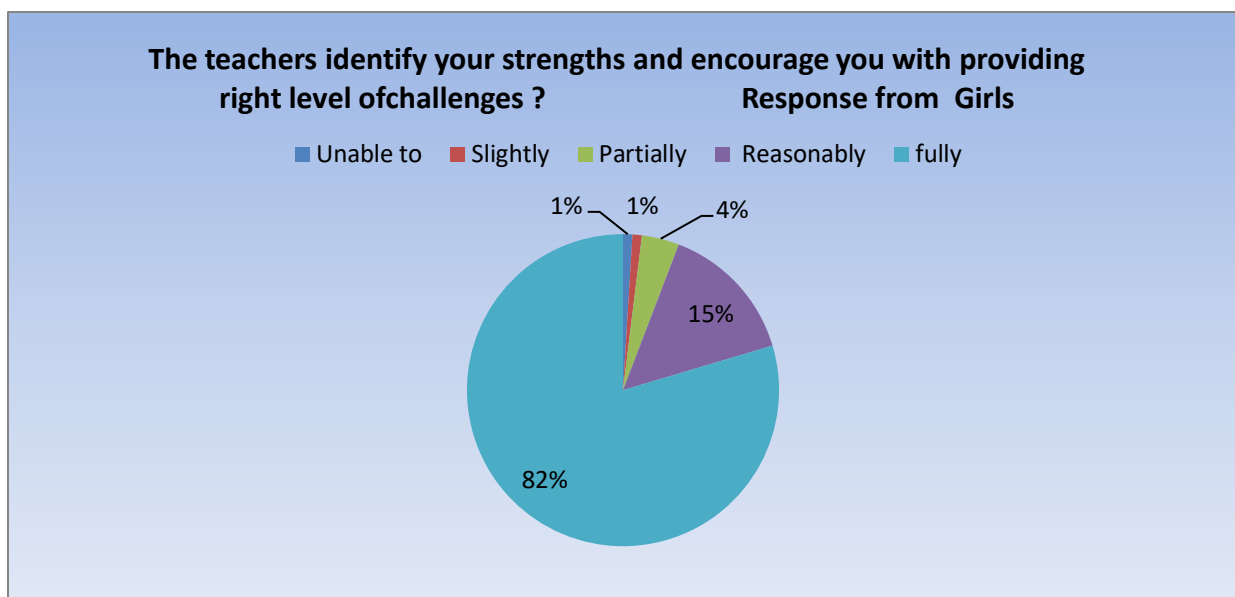
- (a) The opinion of the students in the institution for the question ***“Are the teachers identifying your strengths and encouraging you by providing right level of challenges?”*** is analyzed. The analysis of survey shows that 76% of students fully agree that the teachers identify the strengths of and encouraging them by proving right level of challenges. 18% of students reasonably agree that the teachers identify the strengths of and encouraging them by proving right level of challenges, 4% of students partially agree that the teachers identify the strengths of and encouraging them by proving right level of challenges, 2% of students slightly agree that the teachers identify the strengths of and encouraging them by proving right level of challenges, 2% of students Unable to agree that the teachers identify the strengths of and encouraging them by proving right level of challenges.



(b) The opinion of the boy students in the institution for the question *“Are the teachers identifying your strengths and encouraging you by providing right level of challenges?”* is analyzed. The analysis of survey shows that 68% of students fully agree that the teachers identify the strengths of and encouraging them by proving right level of challenges. 22% of students reasonably agree that the teachers identify the strengths of and encouraging them by proving right level of challenges, 5% of students partially agree that the teachers identify the strengths of and encouraging them by proving right level of challenges, 3% of students slightly agree that the teachers identify the strengths of and encouraging them by proving right level of challenges, 4% of students Unable to agree that the teachers identify the strengths of and encouraging them by proving right level of challenges.



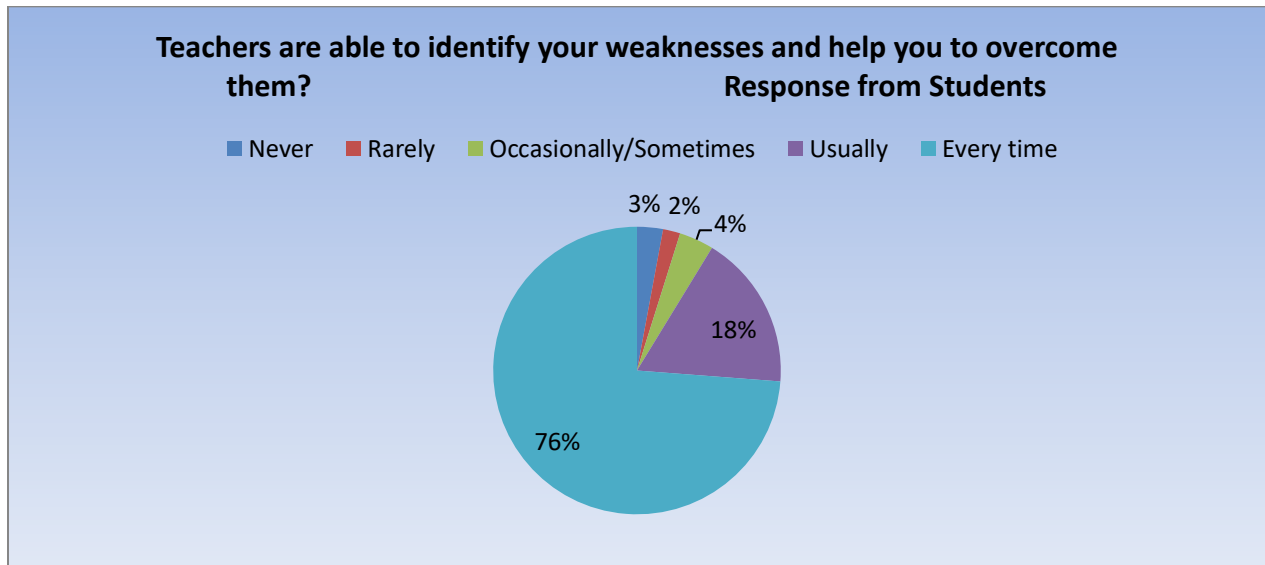
(c) The opinion of girl students in the institution for the question **“Are the teachers identifying your strengths and encouraging you by providing right level of challenges?”** is analyzed. The analysis of survey shows that 82% of students fully agree that the teachers identify the strengths of and encouraging them by proving right level of challenges. 15% of students reasonably agree that the teachers identify the strengths of and encouraging them by proving right level of challenges, 4% of students partially agree that the teachers identify the strengths of and encouraging them by proving right level of challenges, 1% of students slightly agree that the teachers identify the strengths of and encouraging them by proving right level of challenges, 4% of students partially agree that the teachers identify the strengths of and encouraging them by proving right level of challenges, 1% of students slightly agree that the teachers identify the strengths of and encouraging them by proving right level of challenges.



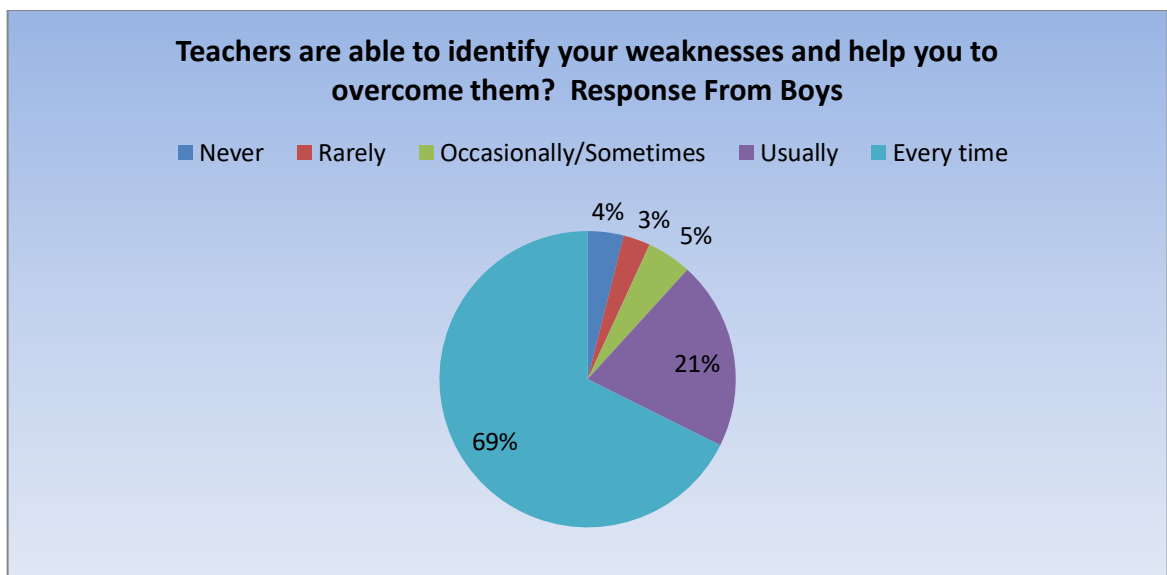
8. Do the teachers identify your weaknesses and help you to overcome them?

Opinions	Boy	%	Girl	%	Total	%
Never	7	4	3	1	10	3
Rarely	4	3	3	1	7	2
Occasionally/Sometimes	9	5	7	3	16	4
Usually	37	21	51	17	88	18
Every time	126	69	252	80	378	76
total	183	100	316	100	499	100

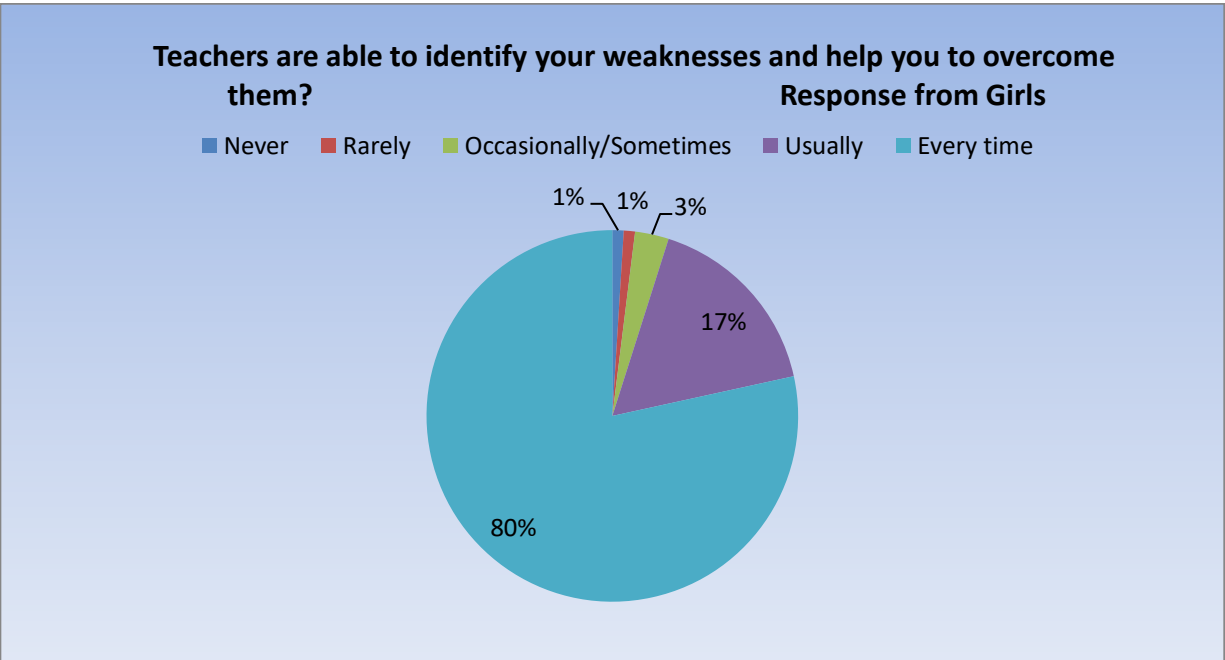
(a) The opinion of the students in the institution for the question **“Do the teachers identify your weaknesses and help you to overcome them?”** is analyzed. 76% of students conveyed that the teachers are able to identify the weaknesses and help them overcome from weaknesses every time. 18% of students conveyed that the teachers are able to identify the weaknesses and help them overcome from weaknesses usually. 4% of students conveyed that the teachers are able to identify the weaknesses and help them overcome from weaknesses occasionally. 2% of students conveyed that the teachers are able to identify the weaknesses and help them overcome from weaknesses rarely. 3% of students conveyed that the teachers are never able to identify the weaknesses and help them overcome from weaknesses.



- (b) The opinion of the boy students in the institution for the question ***“Do the teachers identify your weaknesses and help you to overcome them?”*** is analyzed. 69% of students conveyed that the teachers are able to identify the weaknesses and help them overcome from weaknesses every time. 21% of students conveyed that the teachers are able to identify the weaknesses and help them overcome from weaknesses usually. 5% of students conveyed that the teachers are able to identify the weaknesses and help them overcome from weaknesses occasionally. 3% of students conveyed that the teachers are able to identify the weaknesses and help them overcome from weaknesses rarely. 4% of students conveyed that the teachers are never able to identify the weaknesses and help them overcome from weaknesses



- (c) The opinion of the girl students in the institution for the question ***“Do the teachers identify your weaknesses and help you to overcome them?”*** is analyzed. 80% of students conveyed that the teachers are able to identify the weaknesses and help them overcome from weaknesses every time. 17% of students conveyed that the teachers are able to identify the weaknesses and help them overcome from weaknesses usually. 3% of students conveyed that the teachers are able to identify the weaknesses and help them overcome from weaknesses occasionally. 1% of students conveyed that the teachers are able to identify the weaknesses and help them overcome from weaknesses rarely. 1% of students conveyed that the teachers are never able to identify the weaknesses and help them overcome from weaknesses.



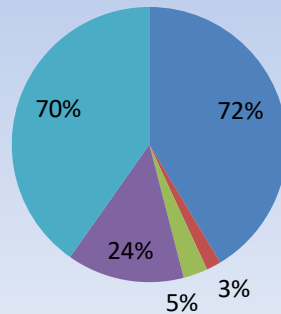
9. Does the institution make effort to engage students in the monitoring, review and continuous quality improvement of the teaching learning process?

Opinions	Boy	%	Girl	%	Total	%
Strongly disagree	3	2	0	0	3	2
Disagree	4	5	6	2	10	3
Neutral	16	5	5	2	21	5
Agree	44	25	72	23	116	24
Strongly agree	116	64	233	74	349	70
Total	183	100	316	100	499	100

(a) The opinion of students in the campus for the question “Does the institution makes effort to engage students in the monitoring, review and continuous quality improvement of the teaching learning process?” is analyzed. The analysis of survey shows that 70% of students strongly agree that The institution makes effort to engage students in the monitoring, review and continuous quality improvement of the teaching learning process, 24% of students agree that the institution makes effort to engage students in the monitoring, review and continuous quality improvement of the teaching learning process, 5% of students are neutral that the institution makes effort to engage students in the monitoring, review and continuous quality improvement of the teaching learning process, 3% of students disagree that the institution makes effort to engage students in the monitoring, review and continuous quality improvement of the teaching learning process. 2% students strongly disagree that The institution makes effort to engage students in the monitoring, review and continuous quality improvement of the teaching learning process.

**Does the institution make effort to engage students in the monitoring, review and continuous quality improvement of the teaching learning process?
Response From Students**

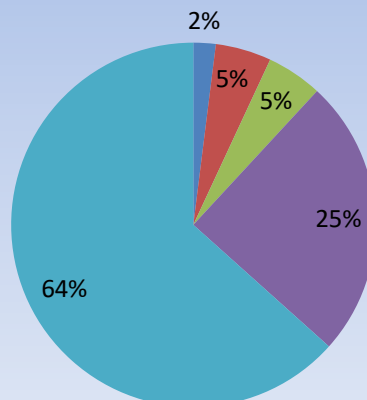
■ Strongly disagree
 ■ Disagree
 ■ Neutral
 ■ Agree
 ■ Strongly agree



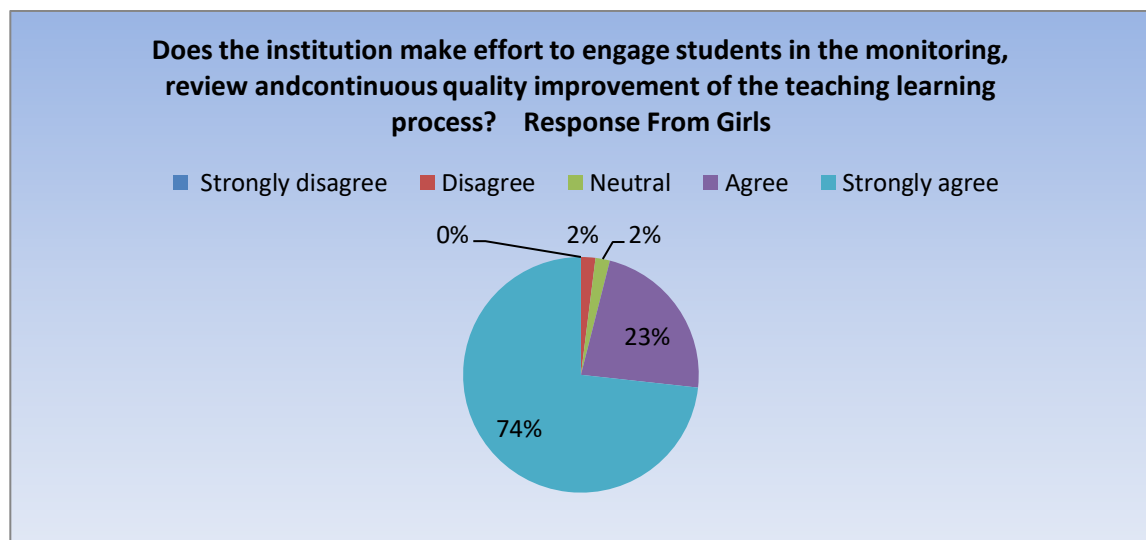
(b) The opinion of boy students in the campus for the question *“Does the institution makes effort to engage students in the monitoring, review and continuous quality improvement of the teaching learning process?”* is analyzed. The analysis of survey shows that 64% of students strongly agree that The institution makes effort to engage students in the monitoring, review and continuous quality improvement of the teaching learning process, 25% of students agree that the institution makes effort to engage students in the monitoring, review and continuous quality improvement of the teaching learning process, 5% of students are neutral that the institution makes effort to engage students in the monitoring, review and continuous quality improvement of the teaching learning process, 5% of students disagree that the institution makes effort to engage students in the monitoring, review and continuous quality improvement of the teaching learning process. 2% students strongly disagree that the institution makes effort to engage students in the monitoring, review and continuous quality improvement of the teaching learning process.

**Does the institution make effort to engage students in the monitoring, review and continuous quality improvement of the teaching learning process?
Response From Boys**

■ Strongly disagree
 ■ Disagree
 ■ Neutral
 ■ Agree
 ■ Strongly agree



(c) The opinion of girl students in the campus for the question ***“Does the institution makes effort to engage students in the monitoring, review and continuous quality improvement of the teaching learning process?”*** is analyzed. The analysis of survey shows that 74% of students strongly agree that the institution makes effort to engage students in the monitoring, review and continuous quality improvement of the teaching learning process, 23% of students agree that the institution makes effort to engage students in the monitoring, review and continuous quality improvement of the teaching learning process, 2% of students are neutral that The institution makes effort to engage students in the monitoring, review and continuous quality improvement of the teaching learning process, 2% of students disagree that the institution makes effort to engage students in the monitoring, review and continuous quality improvement of the teaching learning process. 0% students strongly disagree that the institution makes effort to engage students in the monitoring, review and continuous quality improvement of the teaching learning process.



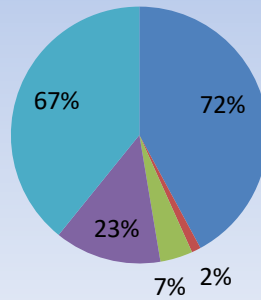
10. What percentage of teachers uses ICT Tools such as LCD Projector, Multimedia, etc. while teaching?

Opinions	Boy	%	Girl	%	Total	%
Below 29%	13	8	6	2	359	72
30 to 49%	5	5	2	1	7	2
50 to 69%	10	5	22	7	32	7
70 to 89%	52	29	59	19	111	23
Above 90%	103	57	227	72	330	67
Total	183	100	316	100	499	100

(a) The opinion of students in the campus for the question ***“What percentage of teachers uses ICT Tools such as LCD Projector, Multimedia, etc. while teaching?”*** is analyzed. The analysis of survey shows that 67% of students conveyed that above 90% percentage of teachers use ICT Tools such as LCD Projector, Multimedia, etc. while teaching, 23% of students conveyed that 70-89% percentage of teachers use ICT Tools such as LCD Projector, Multimedia, etc. while teaching, 7% of students conveyed that 50-69% percentage of teachers use ICT Tools such as LCD Projector, Multimedia, etc. while teaching, 2% of students conveyed that 30-49% percentage of teachers use ICT Tools such as LCD Projector, Multimedia, etc. while teaching. 72% students conveyed that below 29% percentage of teachers use ICT Tools such as LCD Projector, Multimedia, etc. while teaching.

What percentage of teachers uses ICT Tools such as LCD Projector, Multimedia, etc. while teaching? Response From Students

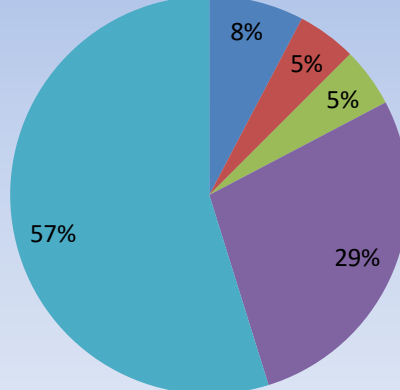
■ Below 29% ■ 30 – 49% ■ 50 – 69% ■ 70 – 89% ■ Above 90%



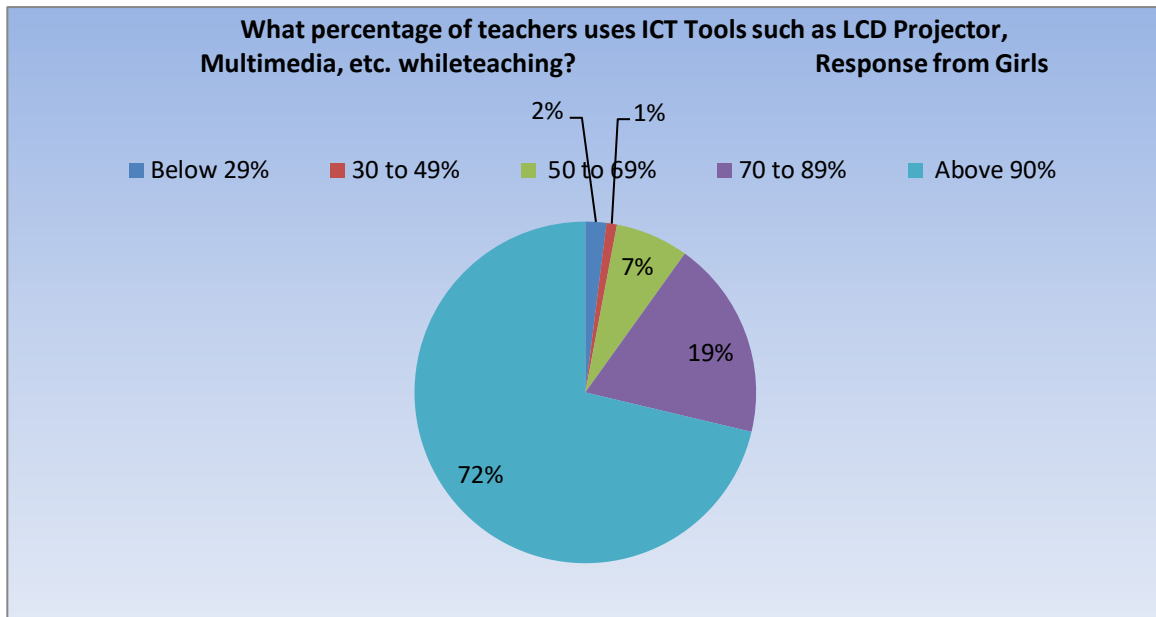
- (b) The opinion of boy students in the campus for the question “*What percentage of teachers uses ICT Tools such as LCD Projector, Multimedia, etc. while teaching?*” is analyzed. The analysis of survey shows that 57% of students conveyed that above 90% percentage of teachers use ICT Tools such as LCD Projector, Multimedia, etc. while teaching, 29% of students conveyed that 70-89% percentage of teachers use ICT Tools such as LCD Projector, Multimedia, etc. while teaching, 5% of students conveyed that 50-69% percentage of teachers use ICT Tools such as LCD Projector, Multimedia, etc. while teaching, 5% of students conveyed that 30-49% percentage of teachers use ICT Tools such as LCD Projector, Multimedia, etc. while teaching. 8% students conveyed that below 29% percentage of teachers use ICT Tools such as LCD Projectors, Multimedia, etc, while teaching.

What percentage of teachers uses ICT Tools such as LCD Projector, Multimedia, etc. while teaching ? Response From Boys

■ Below 29% ■ 30 to 49% ■ 50 to 69% ■ 70 to 89% ■ Above 90%



(c) The opinion of girl students in the campus for the question “**What percentage of teachers uses ICT Tools such as LCD Projector, Multimedia, etc. while teaching?**” is analyzed. The analysis of survey shows that 72% of students conveyed that above 90% percentage of teachers use ICT Tools such as LCD Projector, Multimedia, etc. while teaching, 19% of students conveyed that 70-89% percentage of teachers use ICT Tools such as LCD Projector, Multimedia, etc. while teaching, 7% of students conveyed that 50-69% percentage of teachers use ICT Tools such as LCD Projector, Multimedia, etc. while teaching, 1% of students conveyed that 30-49% percentage of teachers use ICT Tools such as LCD Projector, Multimedia, etc. while teaching. 1% students conveyed that below 29% percentage of teachers use ICT Tools such as LCD Projector, Multimedia, etc. while teaching.



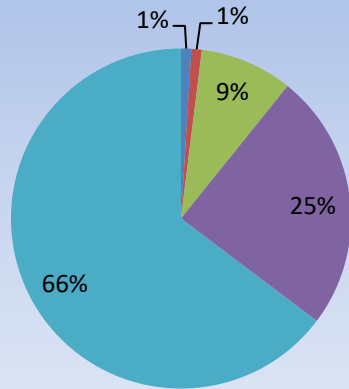
11. The Teacher’s approach to teaching can best be described as

Opinions	Boy	%	Girl	%	Total	%
Poor	4	3	0	0	4	1
Fair	2	2	1	1	3	1
Good	20	11	21	7	41	9
Very Good	52	29	71	23	123	25
Excellent	105	58	223	71	328	66
Total	183	100	316	100	499	100

(a) The opinion of students in the campus for the question “**The teacher’s approach to teaching can best be described as**” is analyzed. The analysis of survey shows that 66 % of students conveyed that The teacher’s approach to teaching can best be described as excellent, 25% of students conveyed that the teacher’s approach to teaching can best be described as very good, 9% of students conveyed that the teacher’s approach to teaching can best be described as good, 1% of students conveyed that the teacher’s approach to teaching can best be described as fair. 1% students conveyed that the teacher’s approach to teaching can best be described as poor.

The Teacher's approach to teaching can best be described as Response from Students

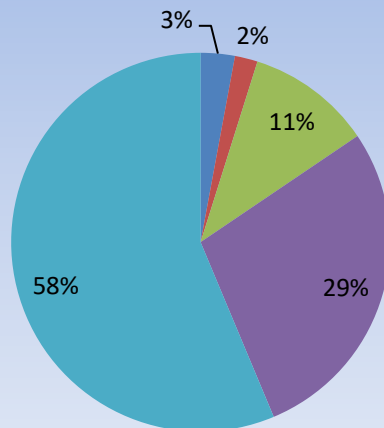
Poor Fair Good Very Good Excellent



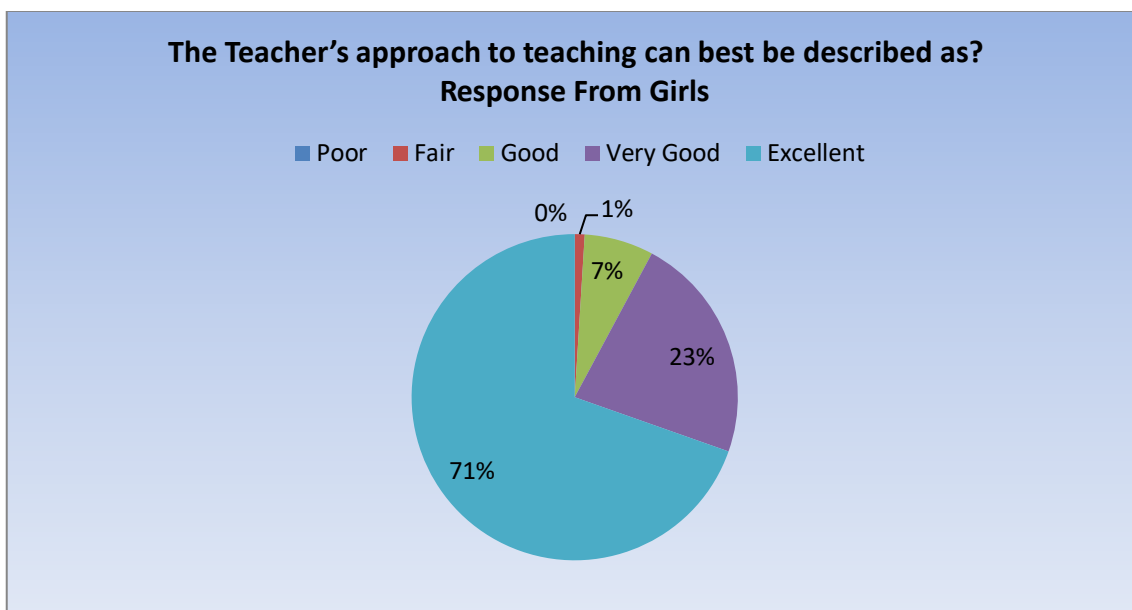
(b) The opinion of boy students in the campus for the question *“The teacher’s approach to teaching can best be described as”* is analyzed. The analysis of survey shows that 58% of students conveyed that the teacher’s approach to teaching can best be described as excellent, 29% of students conveyed that the teacher’s approach to teaching can best be described as very good, 11% of students conveyed that the teacher’s approach to teaching can best be described as good, 2% of students conveyed that the teacher’s approach to teaching can best be described as fair. 3% students conveyed that the teacher’s approach to teaching can best be Described as poor.

The Teacher's approach to teaching can best be described as ? response from Boys

Poor Fair Good Very Good Excellent



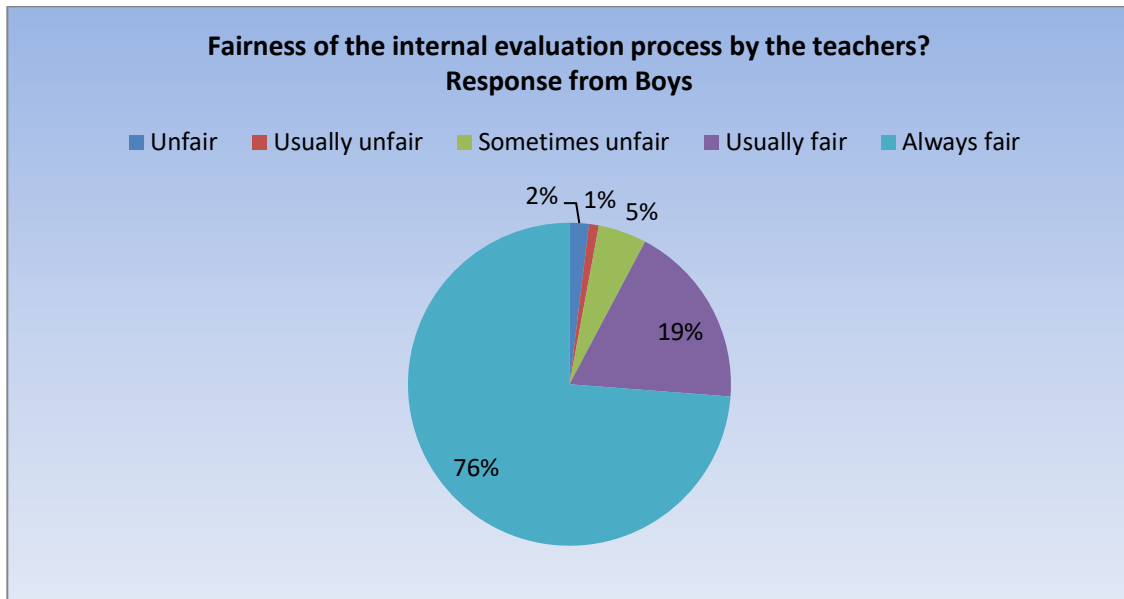
C) The opinion of girl students in the campus for the question *“The teacher’s approach to teaching can best be described as”* is analyzed. The analysis of survey shows that 71% of students conveyed that the teacher’s approach to teaching can best be described as excellent, 23% of students conveyed that the teacher’s approach to teaching can best be described as very good, 7% of students conveyed that the teacher’s approach to teaching can best be described as good, 1% of students conveyed that the teacher’s approach to teaching can best be described as fair. 0% students conveyed that the teacher’s approach to teaching can best be described as poor.



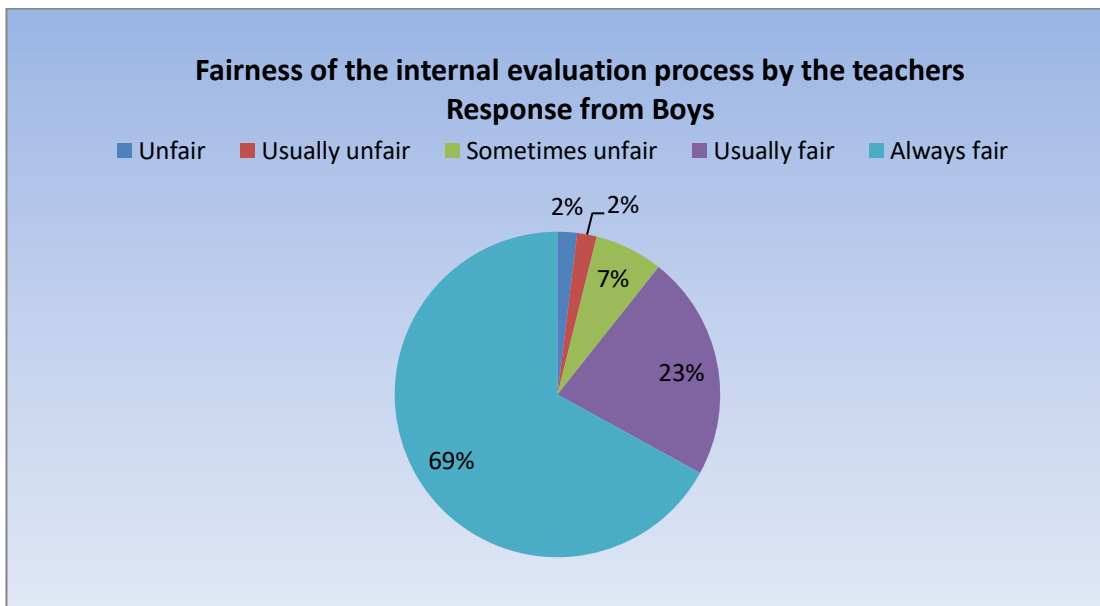
12 .Fairness of the internal evaluation process by the teachers

Opinions	Boy	%	Girl	%	Total	%
<i>Unfair</i>	3	2	2	1	5	2
Usually unfair	2	2	1	1	3	1
Sometimes unfair	12	7	10	4	22	5
Usually fair	41	23	52	17	93	19
Always fair	125	69	251	80	376	76
Total	183	100	316	100	499	100

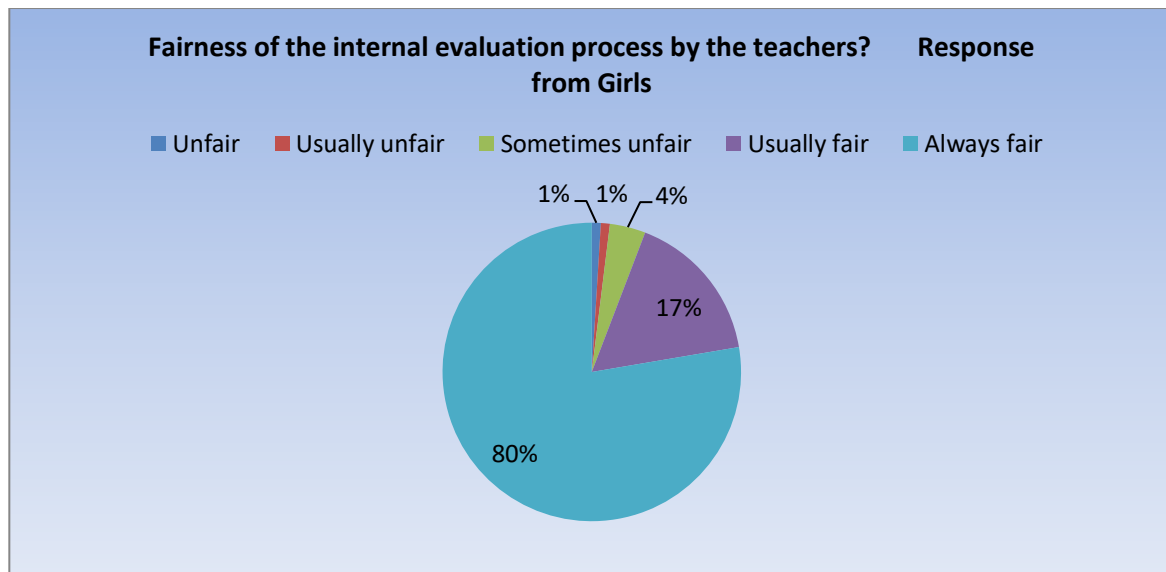
(a) The opinion of students in the campus for the question *“Fairness of the internal evaluation process by the teachers”* is analyzed. The analysis of survey shows that 76% of students conveyed that fairness of the internal evaluation process by the teachers is always fair, 19% of students conveyed that fairness of the internal evaluation process by the teachers is usually fair, 5% of students conveyed that fairness of the internal evaluation process by the teachers is sometimes fair, 1% of students conveyed that fairness of the internal evaluation process by the teachers is usually unfair. 2% students conveyed that fairness of the internal evaluation process by the teachers is unfair.



(b) The opinion of boy students in the campus for the question “*Fairness of the internal evaluation process by the teachers*” is analyzed. The analysis of survey shows that 69% of students conveyed that fairness of the internal evaluation process by the teachers is always fair, 23% of students conveyed that fairness of the internal evaluation process by the teachers is usually fair, 7% of students conveyed that Fairness of the internal evaluation process by the teachers is sometimes fair, 2% of students conveyed that fairness of the internal evaluation process by the teachers is usually unfair. 2% students conveyed that fairness of the internal evaluation process by the teachers is unfair.



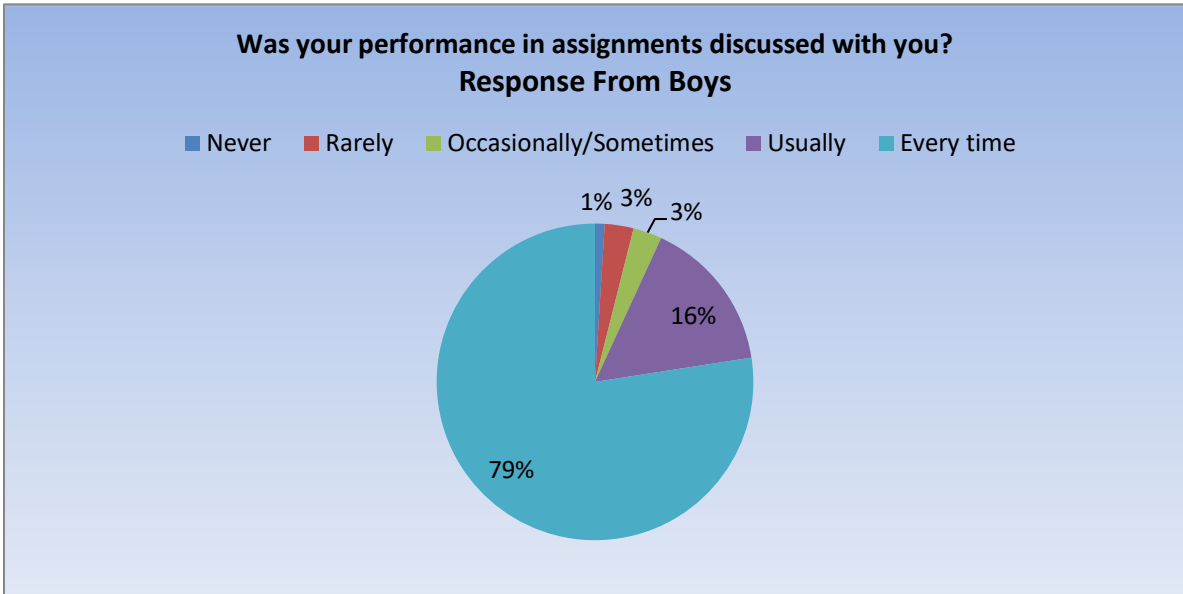
(c) The opinion of girl students in the campus for the question *“Fairness of the internal evaluation process by the teachers”* is analyzed. The analysis of survey shows that 80% of students conveyed that fairness of the internal evaluation process by the teachers is always fair, 17% of students conveyed that fairness of the internal evaluation process by the teachers is usually fair, 4% of students conveyed that fairness of the internal evaluation process by the teachers is sometimes unfair, 1% of students conveyed that fairness of the internal evaluation process by the teachers is usually unfair. 1% students conveyed that Fairness of the internal evaluation process by the teachers is unfair.



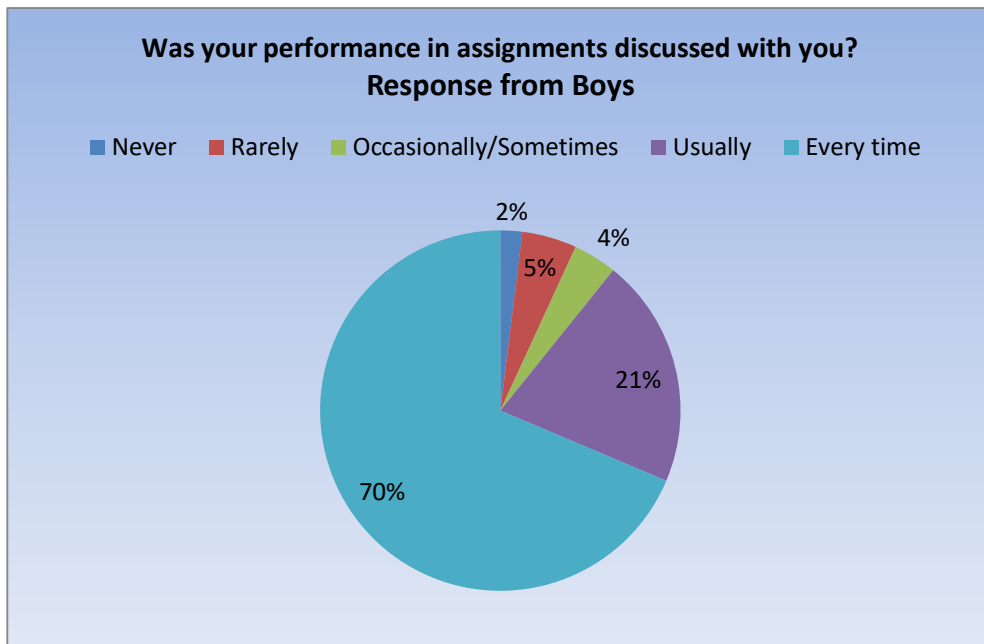
13. *Was your performance in assignments discussed with you?*

Opinions	Boy	%	Girl	%	Total	%
<i>Never</i>	2	2	1	1	3	1
<i>Rarely</i>	9	5	2	1	11	3
<i>Occasionally/Sometimes</i>	7	4	7	3	14	3
<i>Usually</i>	37	21	42	14	79	16
<i>Every time</i>	128	70	264	84	392	79
Total	183	100	316	100	499	100

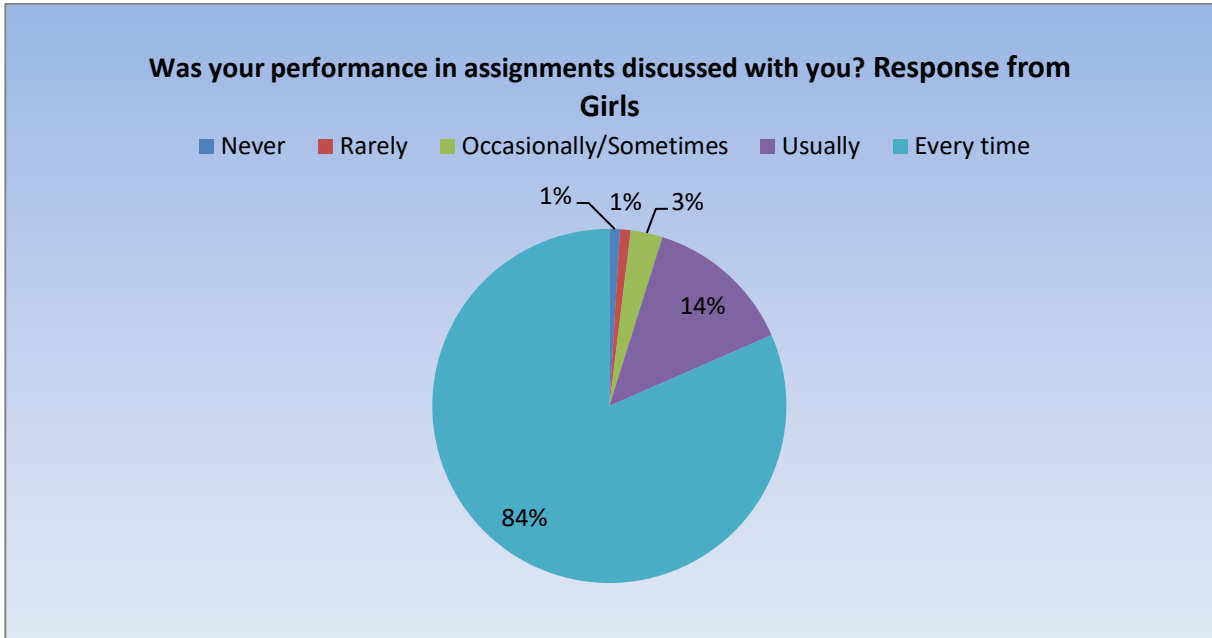
(a) The opinion of students in the campus for the question *“Was your performance in assignments discussed with you?”* is analyzed. The analysis of survey shows that 79% of students conveyed that performance of students in assignments is discussed every time, 16% of students conveyed that performance of students in assignments is discussed usually, 3% of students conveyed that performance of students in assignments is discussed sometimes, 3% of students conveyed that performance of students in assignments is discussed rarely. 1% students conveyed that the performance of student sin assignments is never discussed.



- (a) The opinion of boy students in the campus for the question “**Was your performance in assignments discussed with you?**” is analyzed. The analysis of survey shows that 70% of students conveyed that performance of students in assignments is discussed every time, 21% of students conveyed that performance of students in assignments is discussed usually, 4% of students conveyed that performance of students in assignments is discussed sometimes, 5% of students conveyed that performance of students in assignments is discussed rarely. 2% students conveyed that the performance of student sin assignments is never discussed.



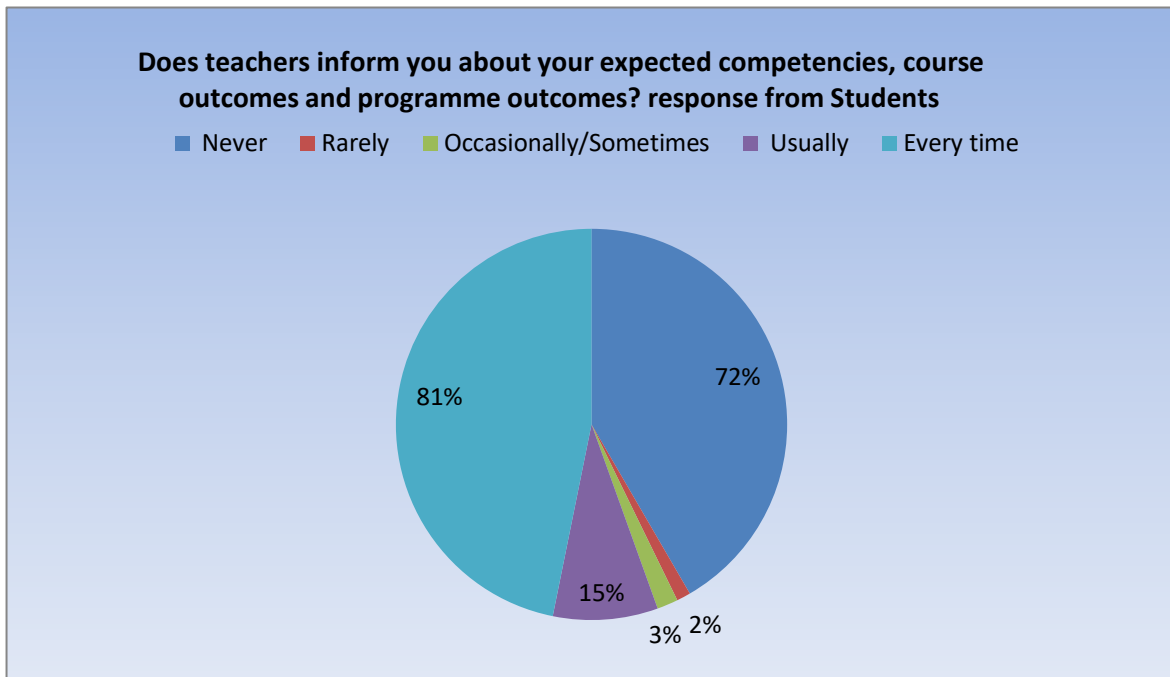
(b) The opinion of girl students in the campus for the question *“Was your performance in assignments discussed with you?”* is analyzed. The analysis of survey shows that 84% of students conveyed that performance of students in assignments is discussed every time, 14% of students conveyed that performance of students in assignments is discussed usually, 3% of students conveyed that performance of students in assignments is discussed sometimes, 1% of students conveyed that performance of students in assignments is discussed rarely. 1% students conveyed that the performance of students in assignments is never discussed.



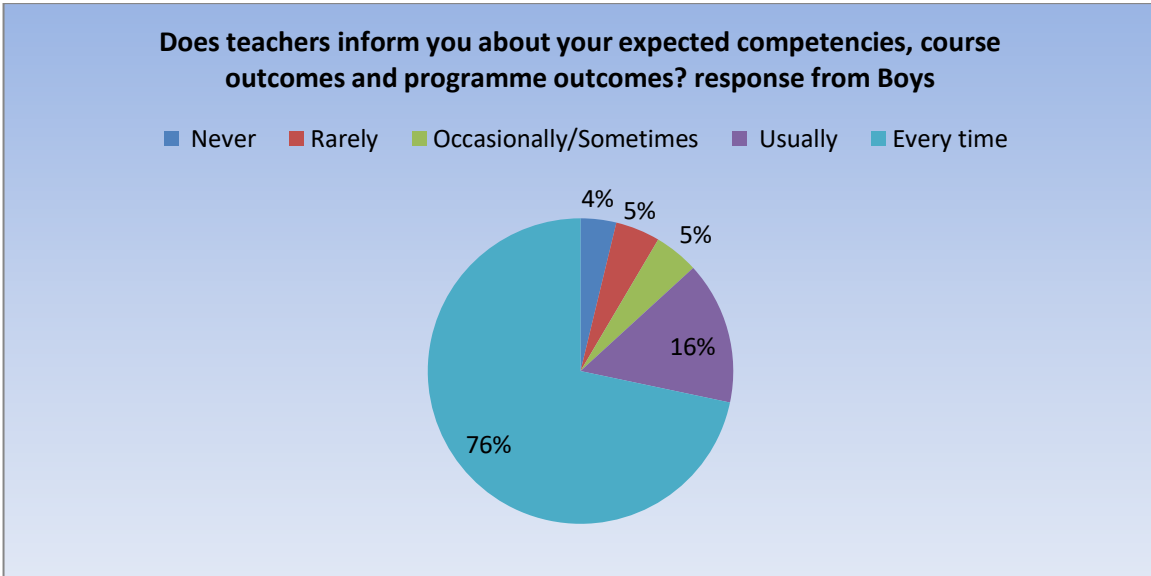
14. Does teachers inform you about your expected competencies, course outcomes and programme outcomes?

Opinions	Boy	%	Girl	%	Total	%
<i>Below 29%</i>	13	8	6	2	359	72
30 to 49%	5	5	2	1	7	2
50 to 69%	10	5	22	7	32	7
70 to 89%	52	29	59	19	111	23
Above 90%	103	57	227	72	330	67
Total	183	100	316	100	499	100

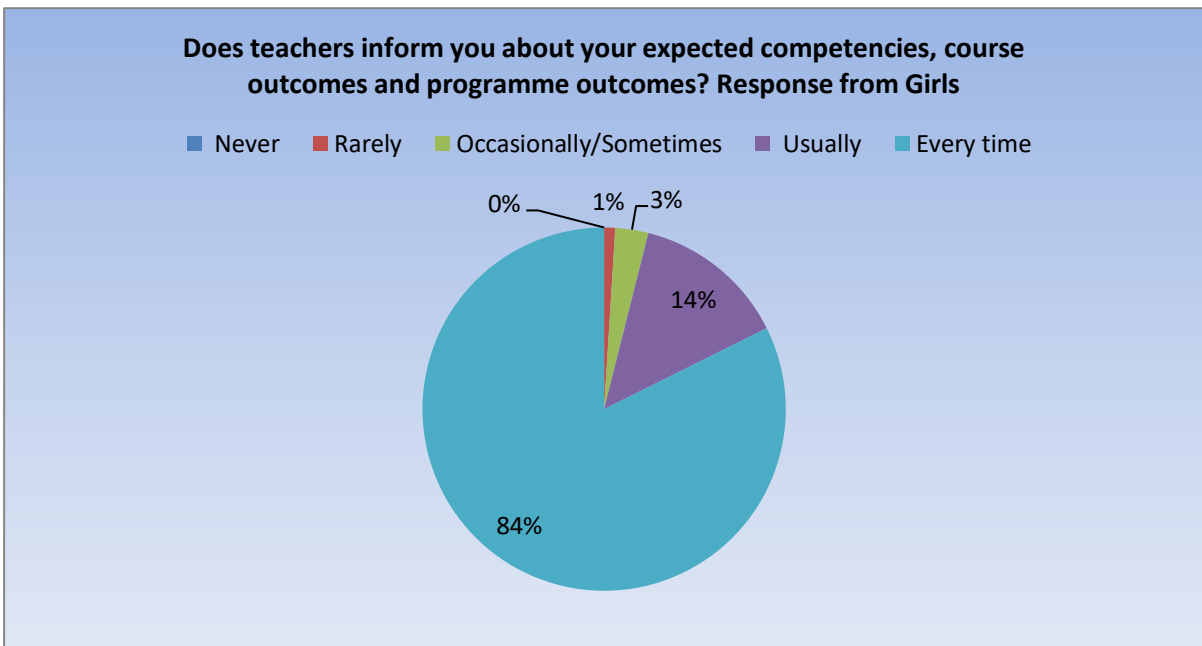
(a) The opinion of students in the campus for the question **“Does teachers inform you about your expected competencies, course outcomes and programme outcomes?”** is analyzed. The analysis of survey shows that 81% of students conveyed that teachers inform students about expected competencies, course outcomes and programme outcomes every time, 15% of students conveyed that teachers inform students about expected competencies, course outcomes and programme outcomes usually, 3% of students conveyed that teachers inform students about expected competencies, course outcomes and programme outcomes sometimes, 2% of students conveyed that teachers inform students about expected competencies, course outcomes and programme outcomes rarely. 72% students conveyed that teachers never inform students about expected competencies, course outcomes and programme outcomes.



(b) The opinion of boy students in the campus for the question **“Does teachers inform you about your expected competencies, course outcomes and programme outcomes?”** is analyzed. The analysis of survey shows that 76% of students conveyed that teachers inform students about expected competencies, course outcomes and programme outcomes every time, 16% of students conveyed that teachers inform students about expected competencies, course outcomes and programme outcomes usually, 5% of students conveyed that teachers inform students about expected competencies, course outcomes and programme outcomes sometimes, 5% of students conveyed that teachers inform students about expected competencies, course outcomes and programme outcomes rarely. 5% students conveyed that teachers never inform students about expectedcompetencies, course outcomes and programme outcomes.



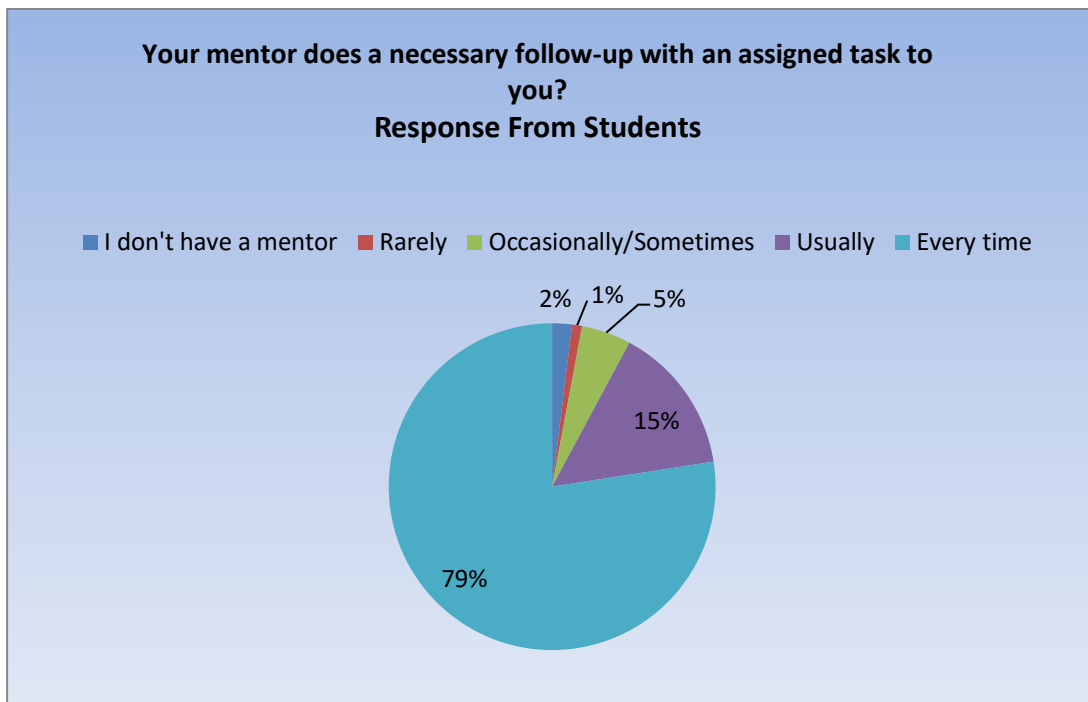
- (c) The opinion of girl students in the campus for the question *“Does teachers inform you about your expected competencies, course outcomes and programme outcomes?”* is analyzed. The analysis of survey shows that 84% of students conveyed that teachers inform students about expected competencies, course outcomes and programme outcomes every time, 14% of students conveyed that teachers inform students about expected competencies, course outcomes and programme outcomes usually, 3% of students conveyed that teachers inform students about expected competencies, course outcomes and programme outcomes sometimes, 1% of students conveyed that teachers inform students about expected competencies, course outcomes and programme outcomes rarely. 0% students conveyed that teachers never inform students about expected competencies, course outcomes and programme outcomes.



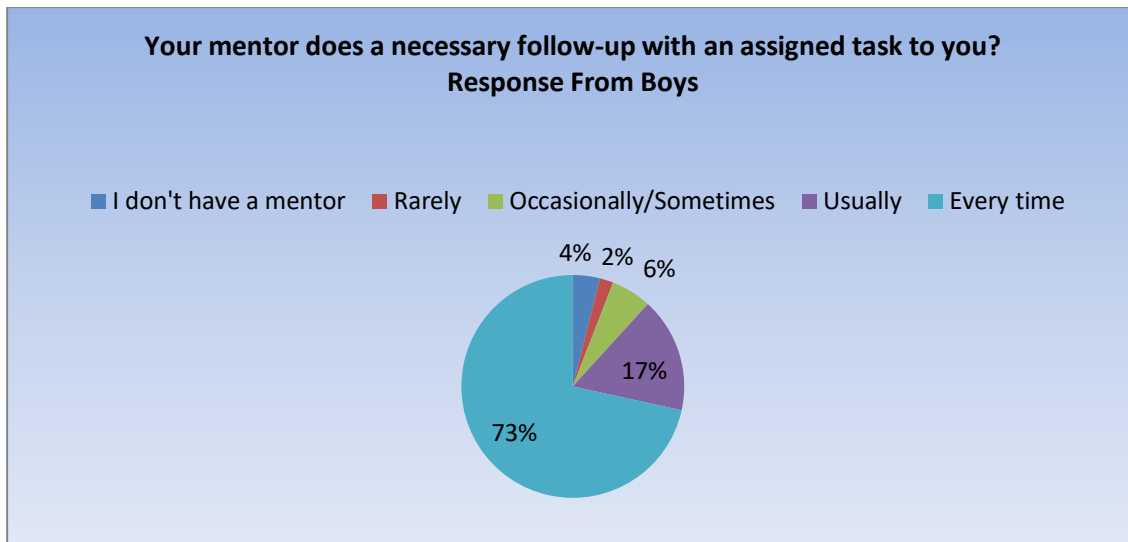
15. *Your mentor does a necessary follow-up with an assigned task to you.*

Opinions	Boy	%	Girl	%	Total	%
<i>I don't have a mentor</i>	7	4	1	1	8	2
Rarely	3	2	1	1	4	1
Occasionally/Sometimes	10	6	13	5	23	5
Usually	31	17	42	14	73	15
Every time	132	73	259	82	391	79
Total	183	100	316	100	499	100

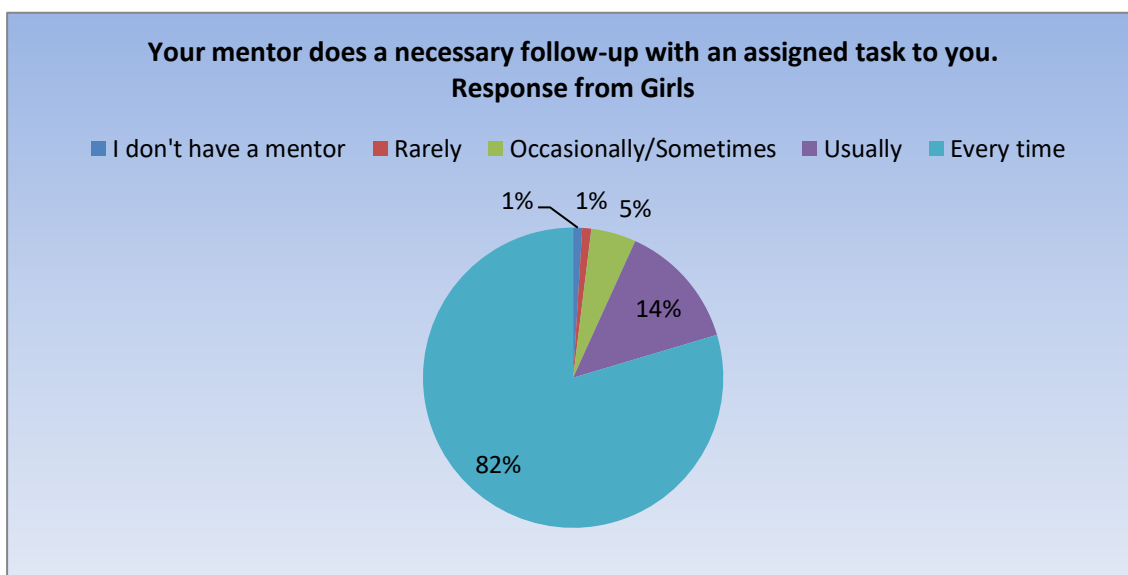
- (a) The opinion of students in the campus for the question *“Your mentor does a necessary follow-up with an assigned task to you”* is analyzed. The analysis of survey shows that 79% of students conveyed that mentor does a necessary follow-up with an assigned task every time, 15% of students conveyed that mentor does a necessary follow-up with an assigned task usually, 5% of students conveyed that mentor does a necessary follow-up with an assigned task sometimes, 1% of students conveyed that mentor does a necessary follow-up with an assigned task rarely. 2% students conveyed that the never mentor does a necessary follow-up with an assigned task.



- (b) The opinion of boy students in the campus for the question *“Your mentor does a necessary follow-up with an assigned task to you”* is analyzed. The analysis of survey shows that 73% of students conveyed that mentor does a necessary follow-up with an assigned task every time, 17% of students conveyed that mentor does a necessary follow-up with an assigned task usually, 6% of students conveyed that mentor does a necessary follow-up with an assigned task sometimes, 2% of students conveyed that mentor does a necessary follow-up with an assigned task rarely. 4% students conveyed that the never Mentor does a necessary follow-up with an assigned task.



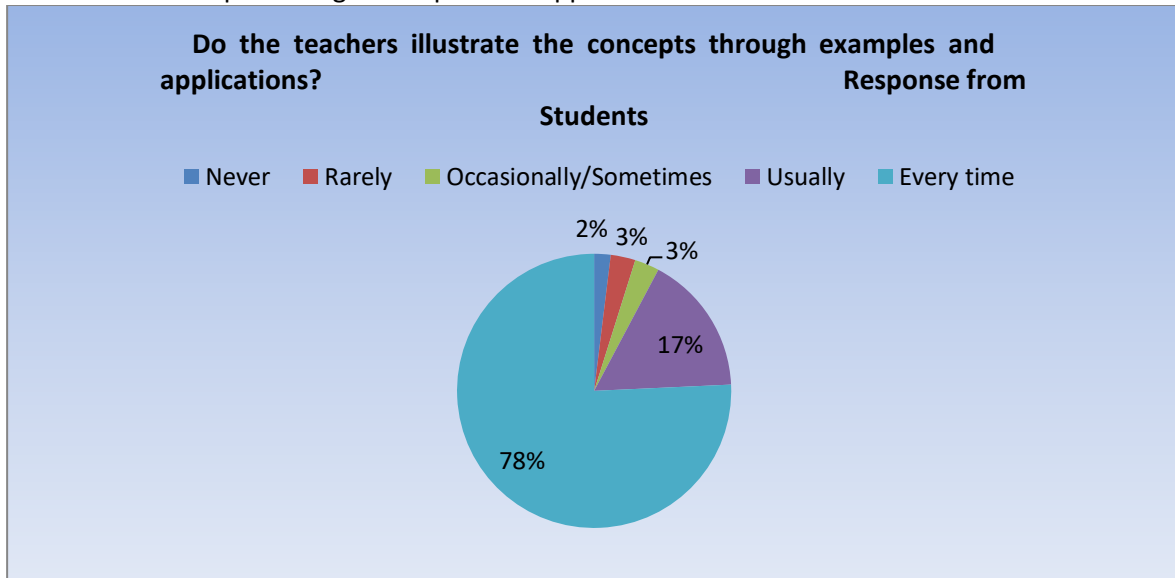
(a) The opinion of girl students in the campus for the question *“Your mentor does a necessary follow-up with an assigned task to you”* is analyzed. The analysis of survey shows that 82% of students conveyed that mentor does a necessary follow-up with an assigned task every time, 14% of students conveyed that mentor does a necessary follow-up with an assigned task usually, 5% of students conveyed that mentor does a necessary follow-up with an assigned task sometimes, 1% of students conveyed that mentor does a necessary follow-up with an assigned task rarely. 1% students conveyed that the never Mentor does a necessary follow-up with an assigned task.



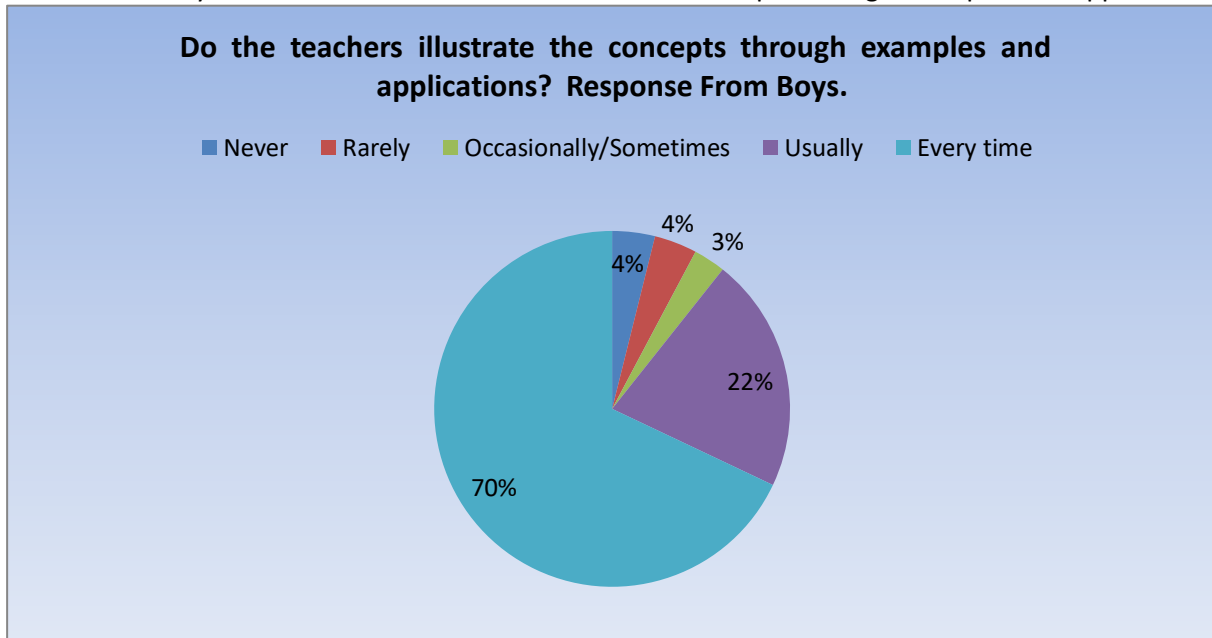
16. Do the teachers illustrate the concepts through examples and applications?

Opinions	Boy	%	Girl	%	Total	%
Never	6	4	0	0	6	2
Rarely	6	4	6	2	12	3
Occasionally/Sometimes	4	3	6	2	10	3
Usually	39	22	45	15	84	17
Every time	128	70	259	82	387	78
Total	183	100	316	100	499	100

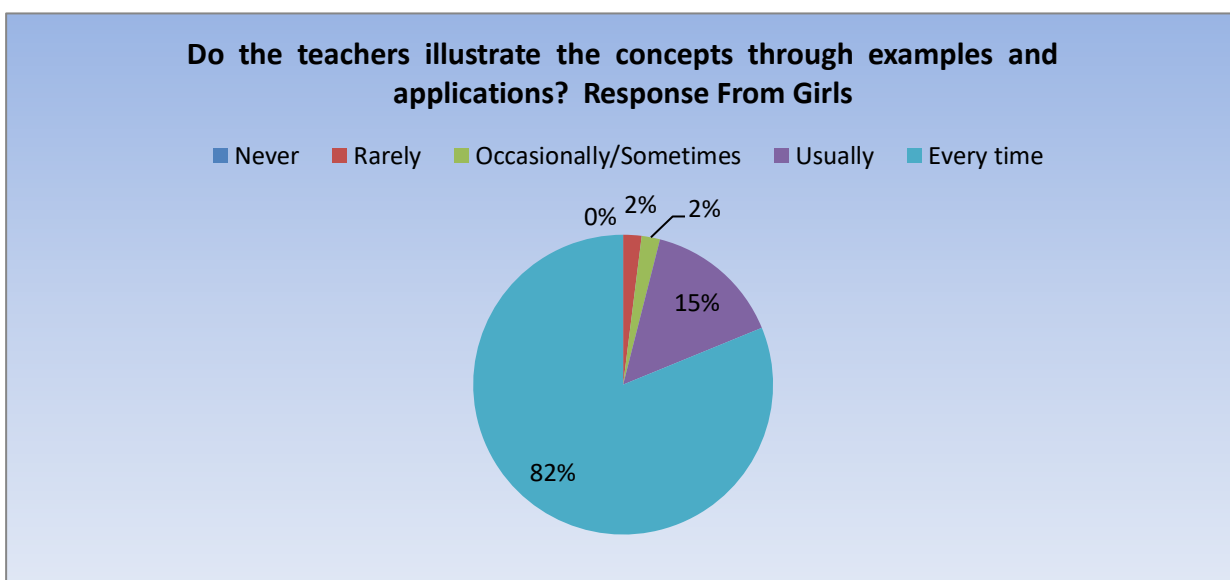
- (a) The opinion of students in the campus for the question ***“Do the teachers illustrate the concepts through examples and applications?”*** is analyzed. The analysis of survey shows that 78% of students conveyed that The teachers illustrate the concepts through examples and applications everytime, 17% of students conveyed that The teachers illustrate the concepts through examples and applications usually, 3% of students conveyed that The teachers illustrate the concepts through examples and applications sometimes, 3% of students conveyed that The teachers illustrate the concepts through examples and applications rarely. 2% students conveyed that the teachers never illustrate the concepts through examples and applications.



- (b) The opinion of boy students in the campus for the *question “Do the teachers illustrate the concepts through examples and applications?”* is analyzed. The analysis of survey shows that 70% of students conveyed that The teachers illustrate the concepts through examples and applications every time, 22% of students conveyed that The teachers illustrate the concepts through examples and applications usually, 3% of students conveyed that The teachers illustrate the concepts through examples and applications sometimes, 4% of students conveyed that The teachers illustrate the concepts through examples and applications rarely. 4% students conveyed that the teachers never illustrate the concepts through examples and applications.



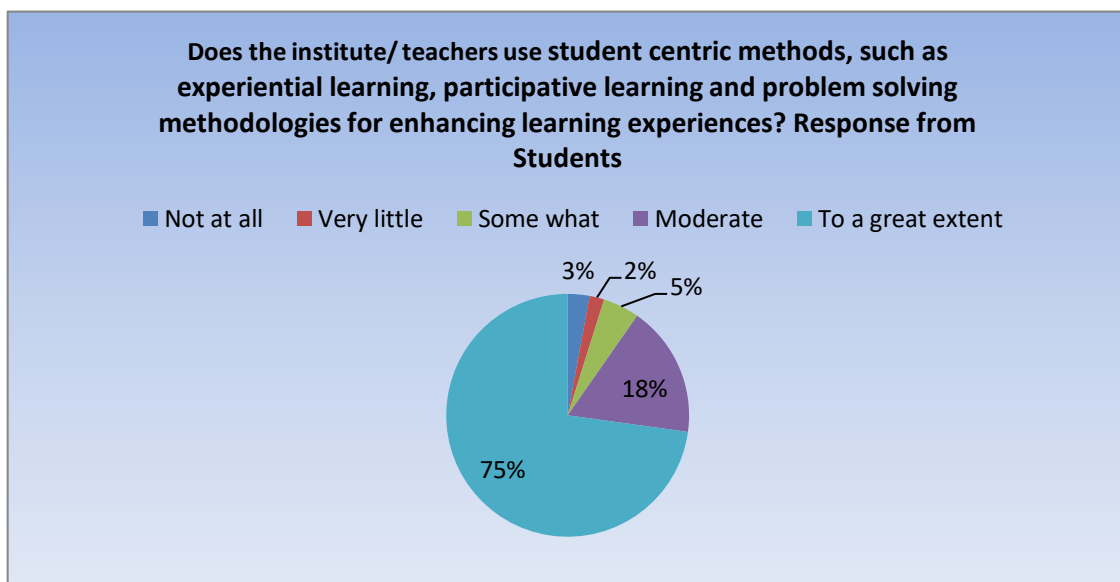
(C) The opinion of girl students in the campus for the question “**Do the teachers illustrate the concepts through examples and applications?**” is analyzed. The analysis of survey shows assigned task every time, 14% of students conveyed that mentor does a necessary follow-up with an assigned task usually, 5 % of students conveyed that mentor does a necessary follow-up with an assigned task sometimes, 1% of students conveyed that mentor does a necessary follow-up with an assigned task rarely. 1% students conveyed that the never mentor does a necessary follow-up with an assigned task. that 82% of students conveyed that The teachers illustrate the concepts through examples and applications every time, 15% of students conveyed that The teachers illustrate the concepts through examples and applications usually, 2% of students conveyed that The teachers illustrate the concepts through examples and applications sometimes, 2% of students conveyed that The teachers illustrate the concepts through examples and applications rarely. 0% students conveyed that the teachers never illustrate the concepts through examples and applications.



17. Does the institute/ teachers use student centric methods, such as experiential learning, participative learning and problem solving methodologies for enhancing learning experiences?

Opinions	Boy	%	Girl	%	Total	%
<i>Not at all</i>	9	5	1	1	10	3
Very little	3	2	5	2	8	2
Some what	16	9	8	3	24	5
Moderate	26	15	59	19	85	18
To a great extent	129	71	243	77	372	75
Total	183	100	316	100	499	100

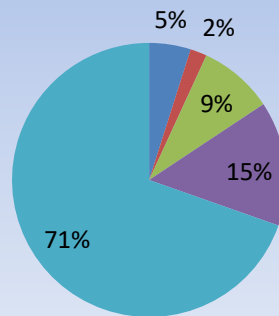
- (a) The opinion of students in the campus for the question **“Does the institute/ teachers use student centric methods, such as experiential learning, participative learning and problem solving methodologies for enhancing learning experiences?”** is analyzed. The analysis of survey shows that 75% of students conveyed that The institute/ teachers use student centric methods is To a great extent, 18% of students conveyed that The institute/ teachers use student centric methods is moderate, 5% of students conveyed that The institute/ teachers use student centric methods is just somewhat, 2% of students conveyed that The institute/ teachers use student centric methods is very little. 3% students conveyed that the institute/ teachers use student centric methods is Not at all.



- (b) The opinion of boy students in the campus for the question **“Does the institute/ teachers use student centric methods, such as experiential learning, participative learning and problem solving methodologies for enhancing learning experiences?”** is analyzed. The analysis of survey shows that 71% of students conveyed that The institute/ teachers use student centric methods is To a great extent, 15% of students conveyed that The institute/ teachers use student centric methods is moderate, 9% of students conveyed that The institute/ teachers use student centric methods is somewhat, 2% of students conveyed that The institute/ teachers use student centric methods is very little. 5% students conveyed that The institute/ teachers use student centric methods is Not at all.

Does the institute/ teachers use student centric methods, such as experiential learning, participative learning and problem solving methodologies for enhancing learning experiences? Response from Boys.

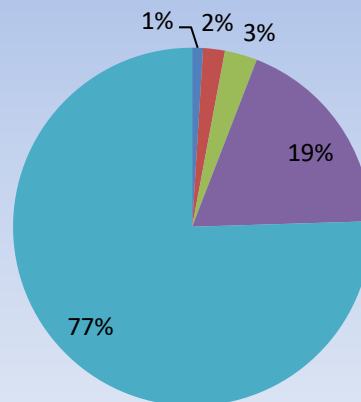
■ Not at all ■ Very little ■ Some what ■ Moderate ■ To a great extent



- C) The opinion of girls students in the campus for the question ***“Does the institute/ teachers use student centric methods, such as experiential learning, participative learning and problem solving methodologies for enhancing learning experiences?”*** is analyzed. The analysis of survey shows that 77% of students conveyed that The institute/ teachers use student centric methods is To a great extent, 19% of students conveyed that The institute/ teachers use student centric methods is moderate, 3% of students conveyed that The institute/ teachers use student centric methods is somewhat, 2% of students conveyed that The institute/ teachers use student centric methods is very little. 1% students conveyed that the institute/ teachers use student centric methods is Not at all.

Does the institute/ teachers use student centric methods, such as experiential learning, participative learning and problem solving methodologies for enhancing learning experiences?

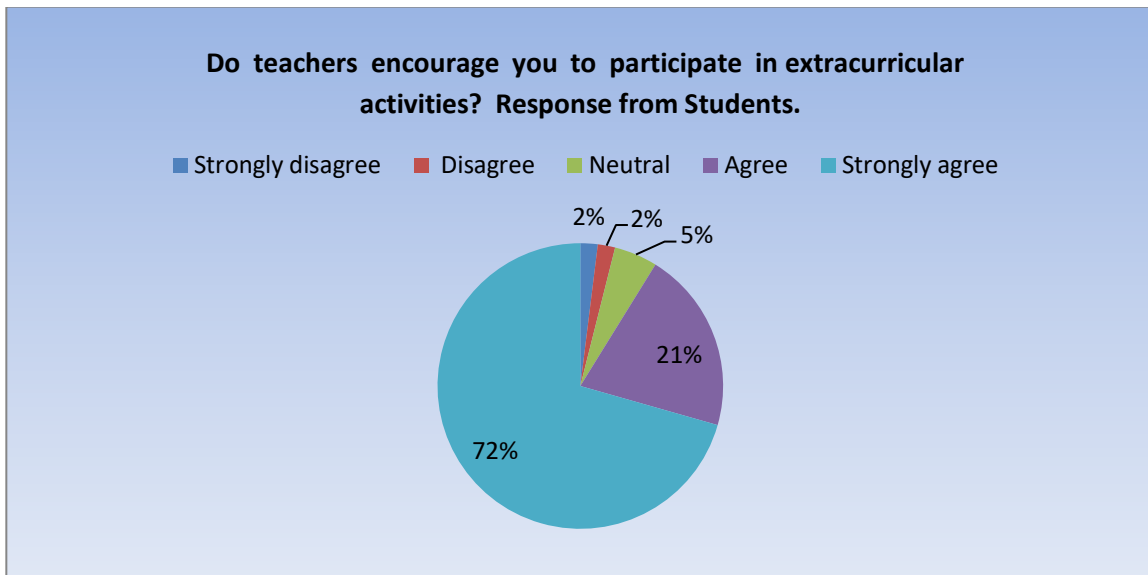
■ Not at all ■ Very little ■ Some what ■ Moderate ■ To a great extent



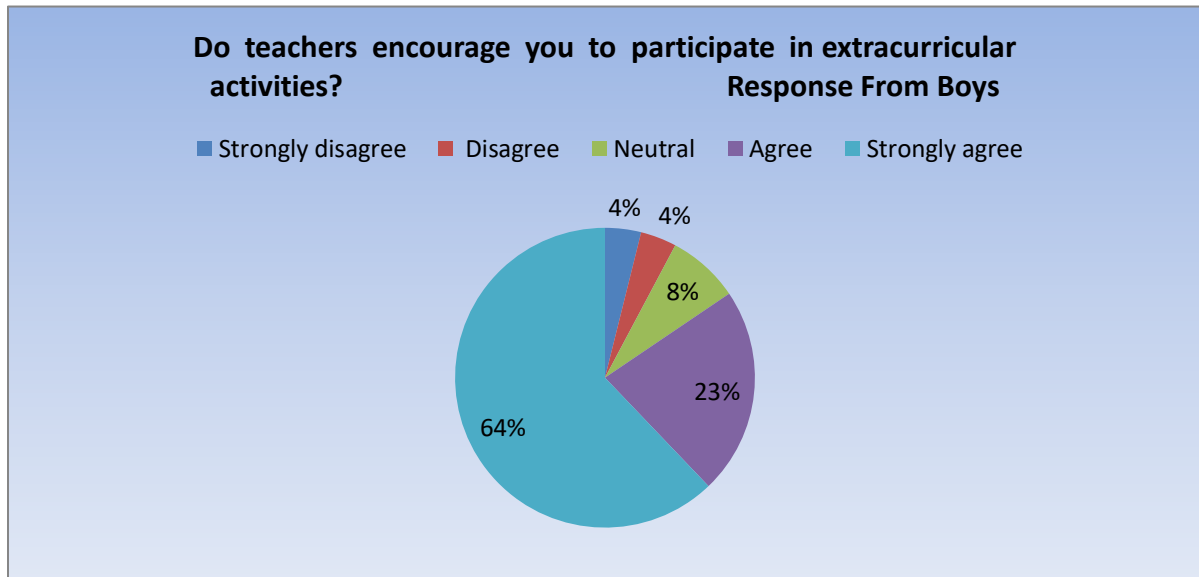
18. Do teachers encourage you to participate in extracurricular activities?

Opinions	Boy	%	Girl	%	Total	%
<i>Strongly disagree</i>	6	4	1	1	7	2
Disagree	6	4	3	1	9	2
Neutral	13	8	10	9	23	5
Agree	41	23	62	20	103	21
Strongly agree	117	64	240	76	357	72
Total	183	100	316	100	499	100

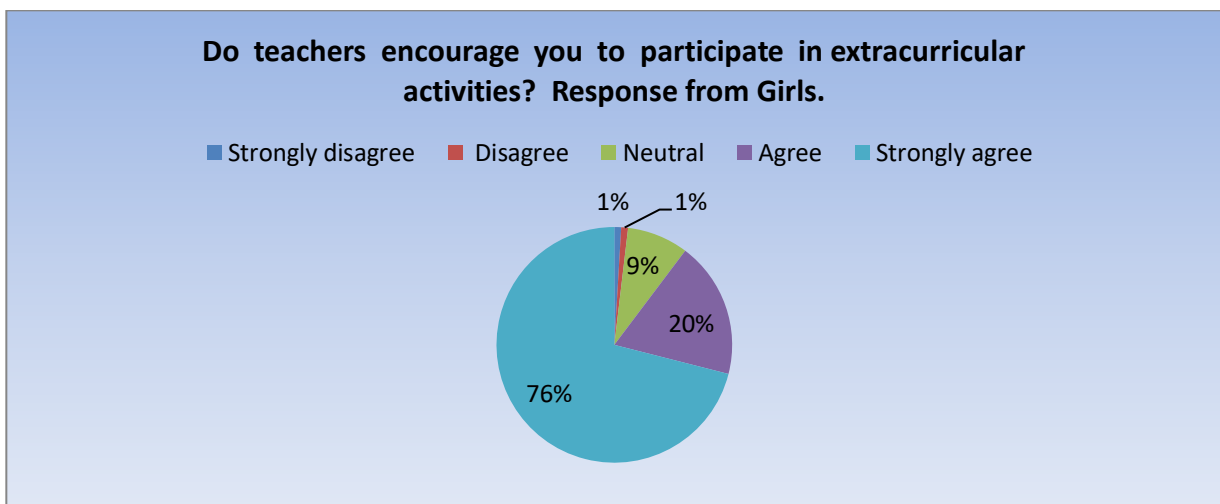
(a) The opinion of students in the campus for the question “*Do the teachers encourage you to participate in extracurricular activities?*” is analyzed. The analysis of survey shows that 72% of students conveyed that the Teachers encourage them to participate in extracurricular activities is Strongly agree, 21% of students conveyed that the Teachers encourage them to participate in extracurricular activities is agree, 5% of students conveyed that the Teachers encourage them to participate in extracurricular activities is neutral, 2% of students conveyed that the Teachers encourage them to participate in extracurricular activities is disagree. 2% students conveyed that the Teachers encourage them to participate in extracurricular activities is strongly disagree.



(b) The opinion of boy students in the campus for the question ***“Do the teachers encourage you to participate in extracurricular activities?”*** is analyzed. The analysis of survey shows that 64% of students conveyed that the Teachers encourage them to participate in extracurricular activities is strongly agree, 23% of students conveyed that the Teachers encourage them to participate in extracurricular activities is agree, 8% of students conveyed that the Teachers encourage them to participate in extracurricular activities is neutral, 4% of students conveyed that the Teachers encourage them to participate in extracurricular activities is disagree. 4% students conveyed that the Teachers encourage them to participate in extracurricular activities is strongly disagree.



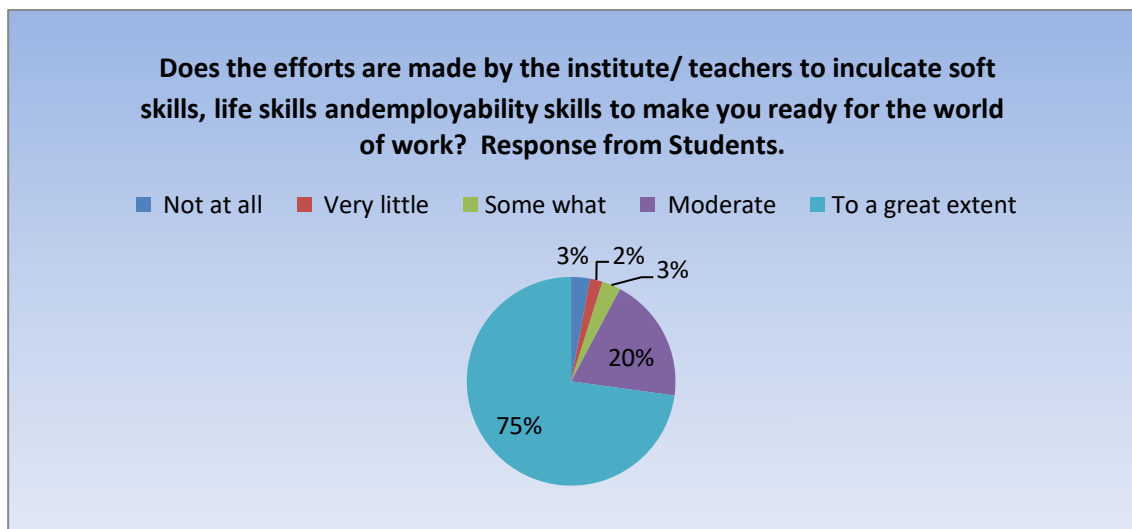
(c) The opinion of girl students in the campus for the question ***“Do the teachers encourage you to participate in extracurricular activities?”*** is analyzed. The analysis of survey shows that 76% of students conveyed that the Teachers encourage them to participate in extracurricular activities is strongly agree, 20% of students conveyed that the Teachers encourage them to participate in extracurricular activities is agree, 9% of students conveyed that the Teachers encourage them to participate in extracurricular activities is neutral, 1% of students conveyed that the Teachers encourage them to participate in extracurricular activities is disagree. 1% students conveyed that the Teachers encourage them to participate in extracurricular activities is strongly disagree.



19. Does the efforts are made by the institute/ teachers to inculcate soft skills, life skills and employability skills to make you ready for the world of work's

Opinions	Boy	%	Girl	%	Total	%
<i>Not at all</i>	8	5	2	1	10	3
Very little	4	5	5	2	9	2
Some what	7	5	5	2	12	3
Moderate	40	22	55	18	95	20
To a great extent	124	68	249	79	373	75
Total	183	100	316	100	499	100

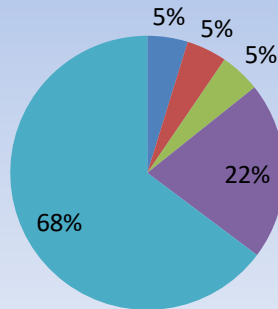
- a. The opinion of students in the campus for the question **“Does the efforts are made by the institute/ teachers to inculcate soft skills, life skills and employability skills to make you ready for the world of work?”** is analyzed. The analysis of survey shows that 75% of students conveyed that the Efforts are made by the institute/ teachers to inculcate soft skills, life skills and employability skills is To a great extent, 20% of students conveyed that the efforts are made by the institute/ teachers to inculcate soft skills, life skills and employability skills is Moderate, 3% of students conveyed that the efforts are made by the institute/ teachers to inculcate soft skills, life skills and employability skills is Somewhat, 2% of students conveyed that the efforts are made by the institute/ teachers to inculcate soft skills, life skills and employability skills is Very little. 3% students conveyed that the efforts are made by the institute/ teachers to inculcate soft skills, life skills and employability skills are Not at all.



- b. The opinion of boy students in the campus for the question **“Does the efforts are made by the institute/ teachers to inculcate soft skills, life skills and employability skills to make you ready for the world of work?”** is analyzed. The analysis of survey shows that 68% of students conveyed that the Efforts are made by the institute/ teachers to inculcate soft skills, life skills and employability skills is To a great extent, 22% of students conveyed that the efforts are made by the institute/ teachers to inculcate soft skills, life skills and employability skills is Moderate, 5% of students conveyed that the efforts are made by the institute/ teachers to inculcate soft skills, life skills and employability skills is Somewhat, 5% of students conveyed that the efforts are made by the institute/ teachers to inculcate soft skills, life skills and employability skills is Very little. 5% students conveyed that the efforts are made by the institute/ teachers to inculcate soft skills, life skills and employability skills are Not at all.

**Does the efforts are made by the institute/ teachers to inculcate soft skills, life skills and employability skills to make you ready for the world of work?
Response From Boys**

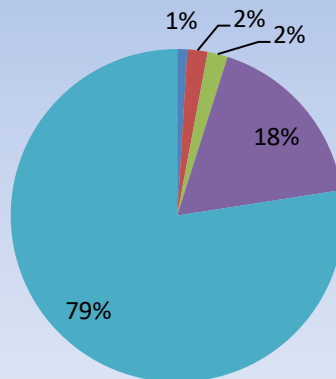
■ Not at all ■ Very little ■ Some what ■ Moderate ■ To a great extent



- c. The opinion of girl students in the campus for the question ***“Does the efforts are made by the institute/ teachers to inculcate soft skills, life skills and employability skills to make you ready for the world of work?”*** is analyzed. The analysis of survey shows that 79% of students conveyed that the Efforts are made by the institute/ teachers to inculcate soft skills, life skills and employability skills is To a great extent, 18% of students conveyed that the efforts are made by the institute/ teachers to inculcate soft skills, life skills and employability skills is Moderate, 2% of students conveyed that the efforts are made by the institute/ teachers to inculcate soft skills, life skills and employability skills is Somewhat, 2% of students conveyed that the efforts are made by the institute/ teachers to inculcate soft skills, life skills and employability skills is Very little. 1% students conveyed that the efforts are made by the institute/ teachers to inculcate soft skills, life skills and employability skills are Not at all.

Does the efforts are made by the institute/ teachers to inculcate soft skills, life skills and employability skills to make you ready for the world of work?

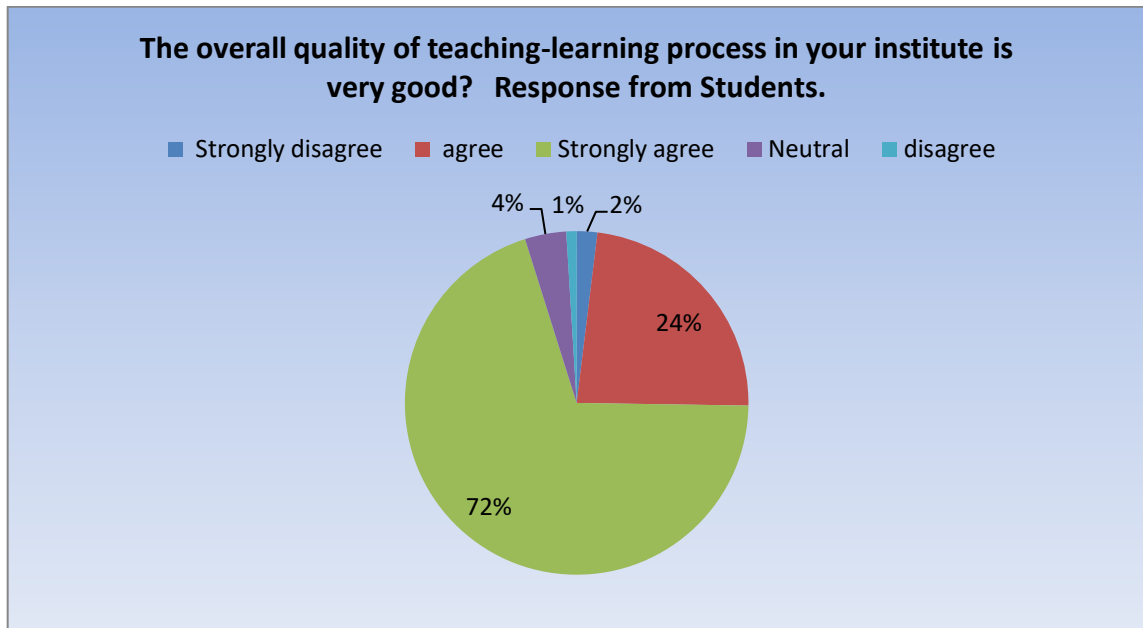
■ Not at all ■ Very little ■ Some what ■ Moderate ■ To a great extent



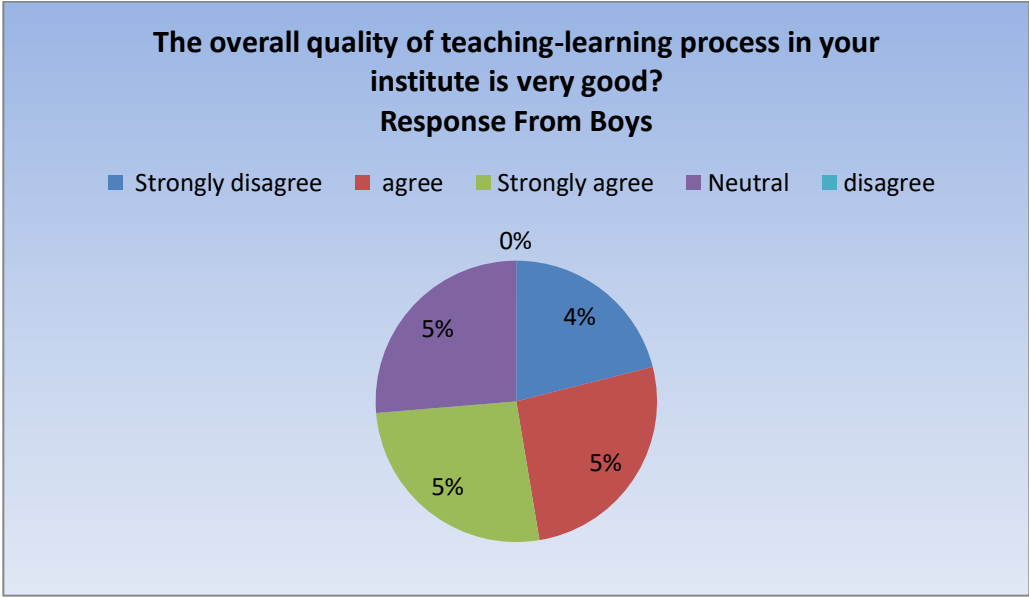
20. *Is overall quality of teaching-learning process in your institute is very good?*

Opinions	Boy	%	Girl	%	Total	%
<i>Strongly disagree</i>	7	4	1	1	8	2
agree	51	5	65	21	116	24
Strongly agree	117	5	241	77	358	72
Neutral	8	5	8	3	16	4
disagree	0	0	1	0	1	1
Total	183	100	316	100	499	100

(a) The opinion of the students in the campus for the question *“Is overall quality of teaching- learning process in your institute is very good?”* is analyzed. The analysis of survey shows that 1% of students conveyed that the overall quality of teaching learning process is disagree, 4% of students conveyed that the overall quality of teaching learning process is Neutral, 72% of students conveyed that the overall quality of teaching learning process is Strongly agree, 24% of students conveyed that the overall quality of teaching learning process is agree. 2% students conveyed that the overall quality of teaching learning process is strongly disagree.



(b) The opinion of boy students in the campus for the question *“Is overall quality of teaching- learning process in your institute is very good?”* is analyzed. The analysis of survey shows that 0% of students conveyed that the overall quality of teaching learning process is disagree, 5% of students conveyed that the overall quality of teaching learning process is Neutral, 5% of students conveyed that the overall quality of teaching learning process is Strongly agree, 5% of students conveyed that the overall quality of teaching learning process is agree. 4% students conveyed that the overall quality of teaching learning process is strongly disagree.



c. The opinion of girl students in the campus for the question *“Is overall quality of teaching- learning process in your institute is very good?”* is analyzed. The analysis of survey shows that 0% of students conveyed that the overall quality of teaching learning process is disagree, 3% of students conveyed that the overall quality of teaching learning process is Neutral, 77% of students conveyed that the overall quality of teaching learning process is Strongly agree, 21% of students conveyed that the overall quality of teaching learning process is agree. 1% students conveyed that the overall quality of teaching learning process is strongly disagree.

